



THE MIRAGE

MAJARA LUXURY REAL ESTATE LLC

Head Office Level 36-01, Po Box :124382 , Trade Center 1, Sheikh Zayed Road , Burj Al Salam Tower Dubai UAE



Majara Unveils 'The Mirage' at Central, Dubai — Your Portal to City Living at Its Best

Sheikh Zayed Road: Dubai's Artery of Ambition and Iconic Growth





A City That Moves with You

Connecting Dubai's landmark districts, Sheikh Zayed Road keeps the city's vibrant energy in constant motion.

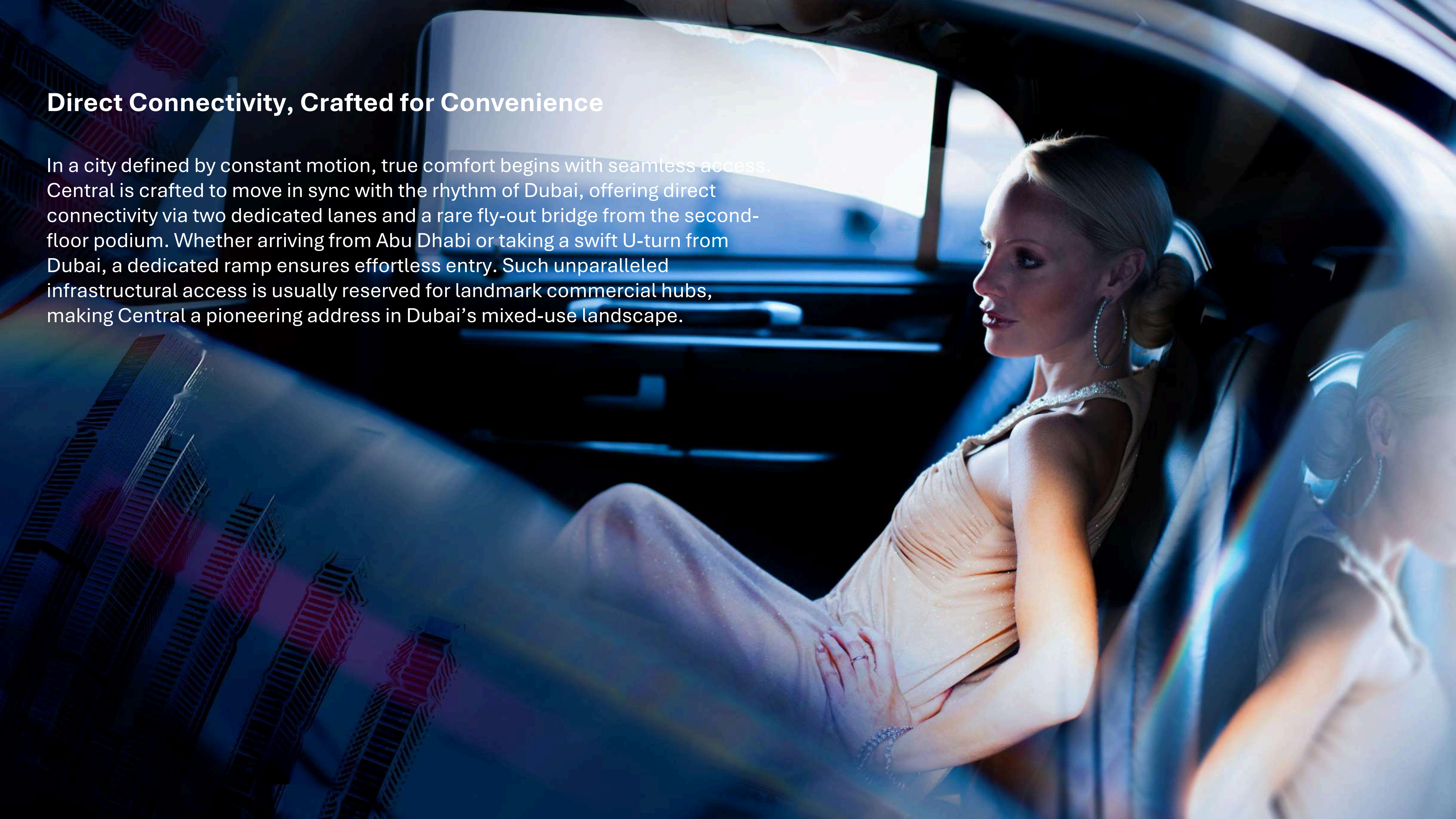
A woman in a black dress is leaning against a dark sports car in the foreground. The background features a city skyline at night, with tall buildings and light trails from traffic. The scene is illuminated by city lights, creating a vibrant and dynamic atmosphere.

The Heart of It All, Perfectly Positioned

As day turns to night, Sheikh Zayed Road glimmers with life. The Mirage stands gracefully within this flow, an address of elegance and city rhythm.

Direct Connectivity, Crafted for Convenience

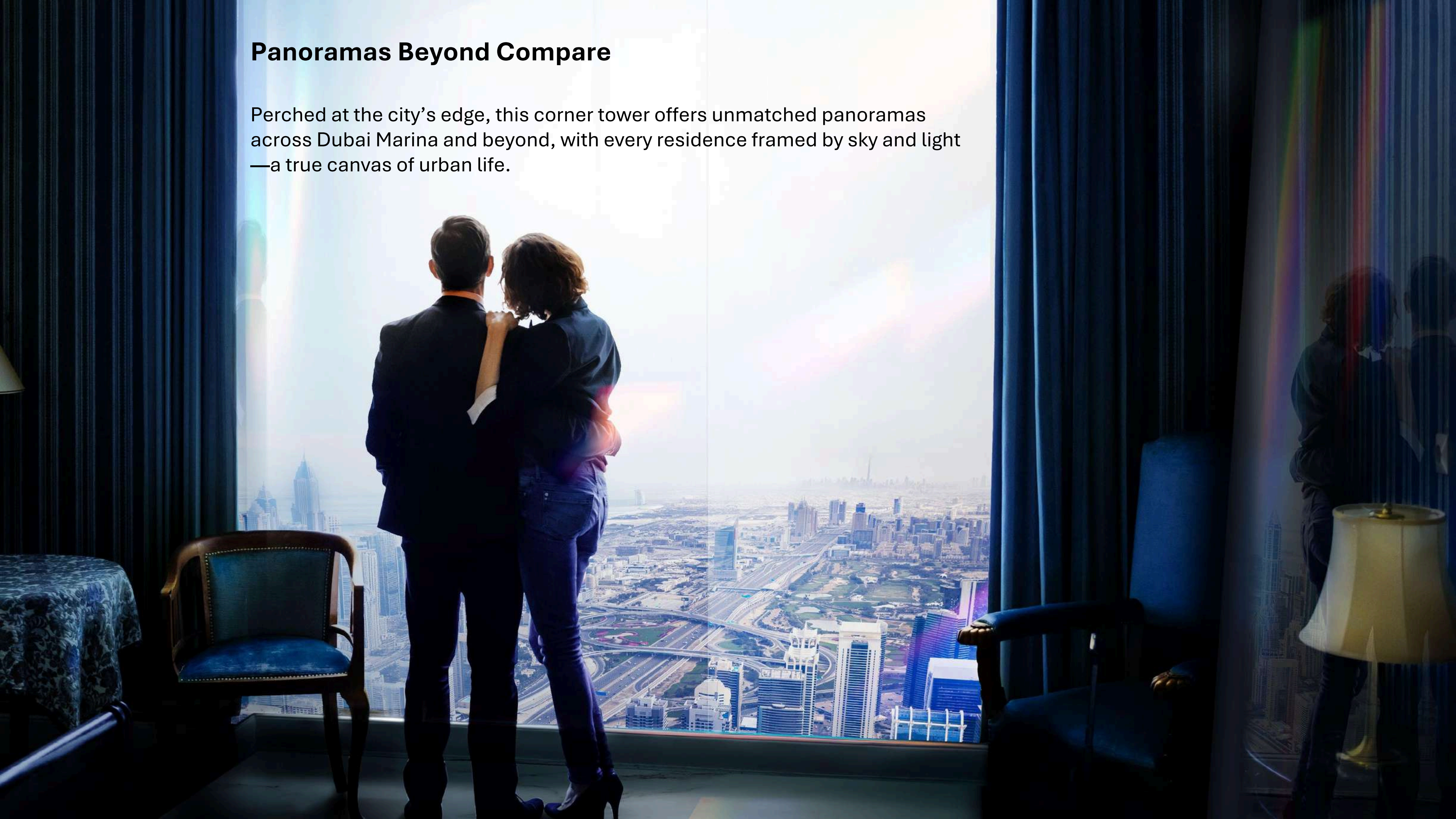
In a city defined by constant motion, true comfort begins with seamless access. Central is crafted to move in sync with the rhythm of Dubai, offering direct connectivity via two dedicated lanes and a rare fly-out bridge from the second-floor podium. Whether arriving from Abu Dhabi or taking a swift U-turn from Dubai, a dedicated ramp ensures effortless entry. Such unparalleled infrastructural access is usually reserved for landmark commercial hubs, making Central a pioneering address in Dubai's mixed-use landscape.





Panoramas Beyond Compare

Perched at the city's edge, this corner tower offers unmatched panoramas across Dubai Marina and beyond, with every residence framed by sky and light—a true canvas of urban life.



A woman with long brown hair, wearing a grey double-breasted trench coat with a belt, stands on a modern glass and steel balcony. She is looking out over a city skyline at dusk. The balcony has a glass railing. In the background, there are tall buildings with many windows, some of which are lit up. The sky is a deep blue. The overall mood is sophisticated and modern.

A Neighborhood in Tune with Your Life

Work, connect, and unwind with ease in thoughtfully designed spaces. From business lounges to fitness areas and serene green pockets, every detail supports a modern, intentional lifestyle.



Work, Life, in Perfect Harmony.

Central blends work and wellness seamlessly, offering premium office spaces and dedicated business areas, with every convenience just an elevator ride away

Every element, from the Grand Prayer Hall to exclusive resident lobbies, is crafted with intent. Surrounded by jogging tracks, landscaped courtyards, and serene garden sanctuaries, it turns everyday moments into exceptional experiences.





A romantic couple in formal attire dancing on a rooftop terrace at night. The man is wearing a dark tuxedo with a white shirt and a dark bow tie. The woman is wearing a light blue dress. They are holding each other and looking at each other. In the background, there are city lights, a balcony railing, and some potted plants. The scene is lit with warm, ambient light from the terrace and cool, blue light from the city lights.

Leisure at the Forefront of Living

The Mirage at Central stands as the pinnacle of the community, offering unparalleled views from every residence, inviting you to experience life above the city's rhythm.




An aerial photograph of a modern architectural complex. Several tall, slender skyscrapers with glass facades rise from a base that includes a green soccer field, a swimming pool, and a shopping mall. The mall's facade features large, colorful murals and the 'MARKET CENTRAL' logo. The surrounding area includes a multi-lane highway, parking lots, and landscaped green spaces with trees.

INTRODUCING

Every corner and terrace reveals a new layer of leisure. Begin your mornings at the café, indulge in spa moments, and enjoy laughter-filled play zones, all while finding balance between relaxation and joy.

MASTERPLAN & FLOOR PLAN



ARTFUL LIVING, LIMITLESS PLAY.

WATER

Children's pool

Lap pool

Leisure pool

Jacuzzi



FITNESS & SPORT

Outdoor exercise space

Jogging track

Mini putt-putt course

Football ground

Cricket batting enclosure

Calisthenic gym



GREEN SPACES

Gardens – Ornamental,
Sensory, Fragrance and
Medicinal

Open plaza with water
feature & sculpture

Outdoor courtyard

Outdoor sitting area pockets

Seating tree courtyard



RECREATION

Outdoor games

Open activity / picnic /
event lawn

Main activity boulevard



FAMILY & CHILDREN

Artificial turf play mounds

Activity mound

Climbing walls

Family barbecue
gathering space

Dog park



INDOOR

Gym

Yoga studio

Steam and sauna with
changing rooms

Multipurpose hall

Children's play area

Library

Leisure lounge

Fitness studio &
spinning room

Indoor theatre

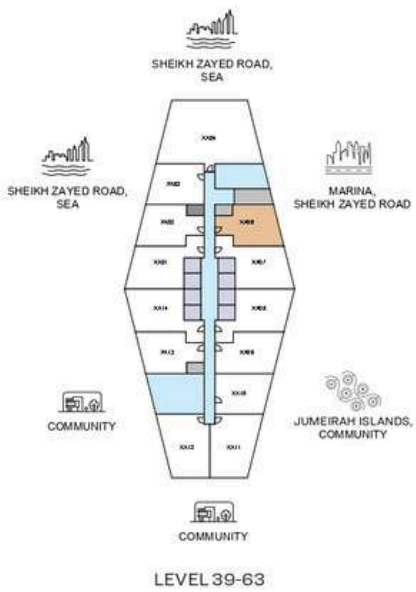
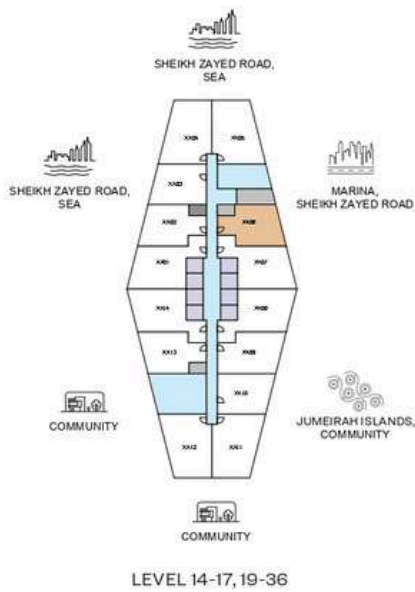
Meditation room /
time free zones

Business centre

1
BEDROOM
APARTMENT
TYPE A
(with powder + balcony)
LUXE RESIDENCES



TOTAL SALEABLE AREA
SUITE RANGE = 592.77 - 594.38 SQ.FT.
BALCONY RANGE = 55.33 - 57.05 SQ.FT.
TOTAL RANGE = 648.10 - 651.43 SQ.FT.



List of unit numbers with this unit plan:

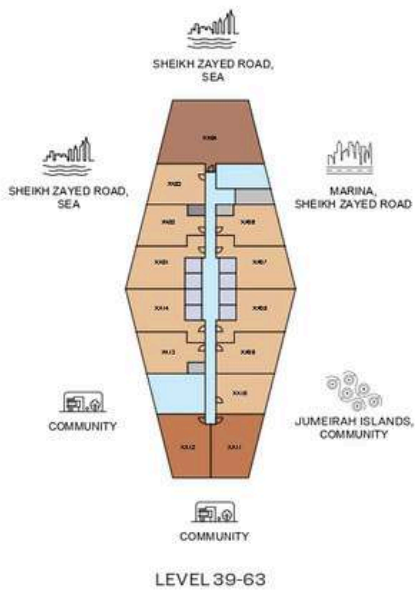
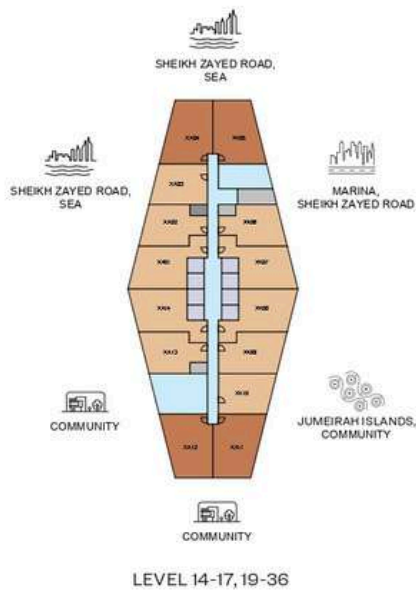
VIEWS

Community, SZR, Marina

F1406, F1506, F1606, F1706, F1906, F2006, F2106, F2206, F2306, F2406, F2506, F2606, F2706, F2806, F2906, F3006, F3106, F3206, F3306, F3406, F3506, F3606, F3806, F4006, F4106, F4206, F4306, F4406, F4506, F4606, F4706, F4806, F4906, F5006, F5106, F5206, F5306, F5406, F5506, F5606, F5706, F5806, F5906, F6006, F6106, F6206, F6306

DISCLAIMER: 1. ALL DIMENSIONS ARE IN METRIC, MEASURED TO WALL. 2. ALL DIMENSIONS & DRAWINGS ARE APPROXIMATE. 3. ACTUAL AREA MAY VARY FROM THE STATED AREA. 4. DRAWING ARE NOT TO SCALE. 5. LAYOUT REPRESENTATION AND IMAGES ARE FOR ILLUSTRATIVE PURPOSES ONLY AND MAY NOT REPRESENT THE ACTUAL SIZE, FEATURES, SPECIFICATIONS FOR KITCHEN FIXTURES, APPLIANCES, FITTINGS, FURNITURE OR FURNISHINGS AND FACADE. ACTUAL PRODUCTS AND DETAILS MAY VARY. 6. THE DEVELOPER RESERVES THE RIGHT TO MAKE REVISIONS/ALTERATIONS, AT ITS ABSOLUTE DISCRETION, WITHOUT PRIOR INTIMATION OR ANY LIABILITY WHATSOEVER.

FLOOR AND UNIT PLANS



1 BED UNIT 3 BED UNIT SERVICES GARBAGE ROOM
2 BED UNIT CIRCULATION LIFTS

DISCLAIMER: 1. ALL DIMENSIONS ARE IN METRIC, MEASURED TO WALL. 2. ALL DIMENSIONS & DRAWINGS ARE APPROXIMATE. 3. ACTUAL AREA MAY VARY FROM THE STATED AREA. 4. DRAWING ARE NOT TO SCALE. 5. LAYOUT REPRESENTATION AND IMAGES ARE FOR ILLUSTRATIVE PURPOSES ONLY AND MAY NOT REPRESENT THE ACTUAL SIZE, FEATURES, SPECIFICATIONS FOR KITCHEN FIXTURES, APPLIANCES, FITTINGS, FURNITURE OR FURNISHINGS AND FACADE. ACTUAL PRODUCTS AND DETAILS MAY VARY. 6. THE DEVELOPER RESERVES THE RIGHT TO MAKE REVISIONS/ALTERATIONS, AT ITS ABSOLUTE DISCRETION, WITHOUT PRIOR INTIMATION OR ANY LIABILITY WHATSOEVER.

1
BEDROOM
APARTMENT
TYPE A
(with powder + balcony)
LUXE RESIDENCES



TOTAL SALEABLE AREA
SUITE RANGE = 592.77 - 594.38 SQ.FT.
BALCONY RANGE = 55.33 - 57.05 SQ.FT.
TOTAL RANGE = 648.10 - 651.43 SQ.FT.



List of unit numbers with this unit plan:

VIEWS

Community, SZR, Marina

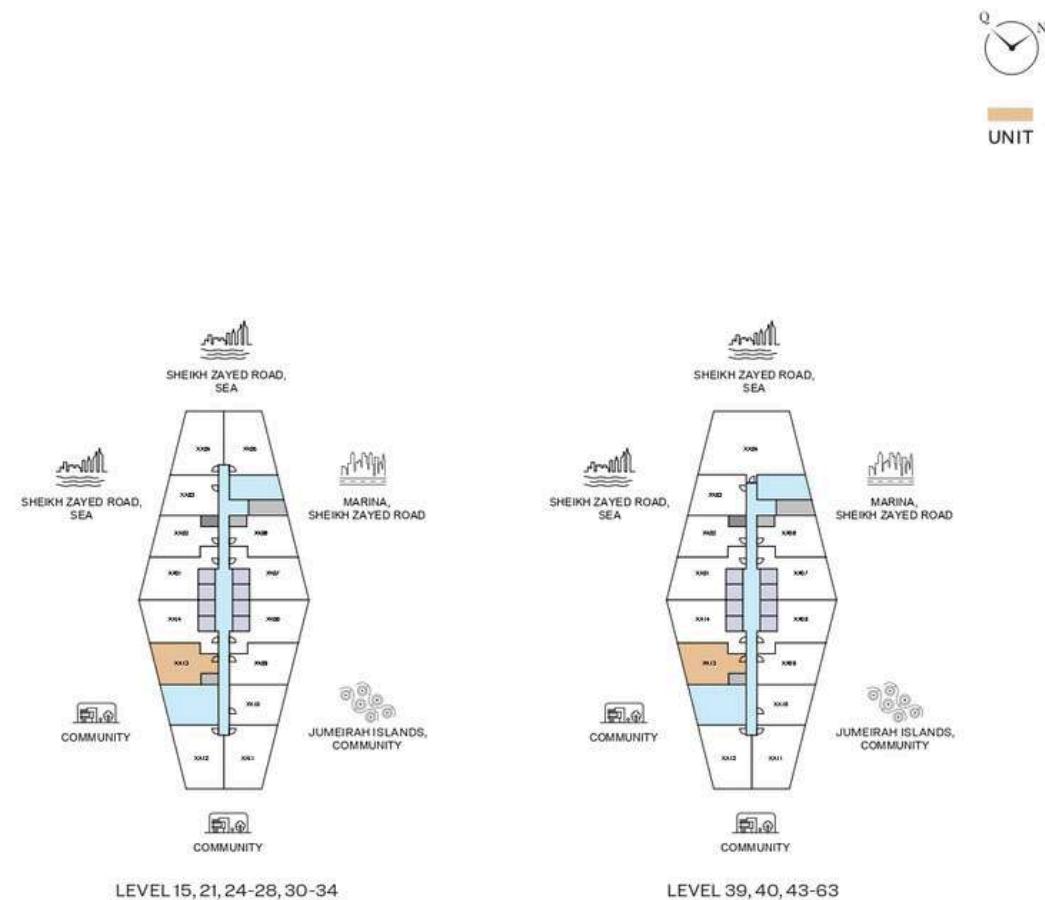
F1406, F1506, F1606, F1706, F1906, F2006, F2106, F2206, F2306, F2406, F2506, F2606, F2706, F2806, F2906, F3006, F3106, F3206, F3306, F3406, F3506, F3606, F3706, F3806, F3906, F4006, F4106, F4206, F4306, F4406, F4506, F4606, F4706, F4806, F4906, F5006, F5106, F5206, F5306, F5406, F5506, F5606, F5706, F5806, F5906, F6006, F6106, F6206, F6306

DISCLAIMER: 1. ALL DIMENSIONS ARE IN METRIC, MEASURED TO WALL. 2. ALL DIMENSIONS & DRAWINGS ARE APPROXIMATE. 3. ACTUAL AREA MAY VARY FROM THE STATED AREA. 4. DRAWING ARE NOT TO SCALE. 5. LAYOUT REPRESENTATION AND IMAGES ARE FOR ILLUSTRATIVE PURPOSES ONLY AND MAY NOT REPRESENT THE ACTUAL SIZE, FEATURES, SPECIFICATIONS FOR KITCHEN FIXTURES, APPLIANCES, FITTINGS, FURNITURE OR FURNISHINGS AS FACADE, ACTUAL PRODUCTS AND DETAILS MAY VARY. 6. THE DEVELOPER RESERVES THE RIGHT TO MAKE REVISIONS/ ALTERATIONS, AT ITS ABSOLUTE DISCRETION, WITHOUT PRIOR INTIMATION OR ANY LIABILITY WHATSOEVER.

1
BEDROOM
APARTMENT
TYPE A - VARIANT 1
(with powder + balcony)
LUXE RESIDENCES



TOTAL SALEABLE AREA
SUITE RANGE = 592.88 - 594.28 SQ.FT.
BALCONY RANGE = 55.54 - 57.05 SQ.FT.
TOTAL RANGE = 648.42 - 651.33 SQ.FT.



List of unit numbers with this unit plan:

VIEWS

Community

F1513, F2113, F2413, F2513, F2613, F2713, F2813, F3013, F3113, F3213, F3313, F3413, F3913, F4013, F4313, F4413, F4613, F4713, F4813, F4913, F5013, F5113, F5213, F5313, F5413, F5513, F5613, F5713, F5813, F5913, F6013, F6113, F6213, F6313

DISCLAIMER: 1. ALL DIMENSIONS ARE IN METRIC, MEASURED TO WALL. 2. ALL DIMENSIONS & DRAWINGS ARE APPROXIMATE. 3. ACTUAL AREA MAY VARY FROM THE STATED AREA. 4. DRAWING ARE NOT TO SCALE. 5. LAYOUT REPRESENTATION AND IMAGES ARE FOR ILLUSTRATIVE PURPOSES ONLY AND MAY NOT REPRESENT THE ACTUAL SIZE, FEATURES, SPECIFICATIONS FOR KITCHEN FIXTURES, APPLIANCES, FITTINGS, FURNITURE OR FURNISHINGS AS FACADE, ACTUAL PRODUCTS AND DETAILS MAY VARY. 6. THE DEVELOPER RESERVES THE RIGHT TO MAKE REVISIONS/ ALTERATIONS, AT ITS ABSOLUTE DISCRETION, WITHOUT PRIOR INTIMATION OR ANY LIABILITY WHATSOEVER.

1
BEDROOM
APARTMENT
TYPE A - VARIANT 1
(with powder + balcony)
LUXE RESIDENCES



TOTAL SALEABLE AREA
SUITE RANGE = 592.88 - 594.28 SQ.FT.
BALCONY RANGE = 55.54 - 57.05 SQ.FT.
TOTAL RANGE = 648.42 - 651.33 SQ.FT.



List of unit numbers with this unit plan:

VIEWS

Community

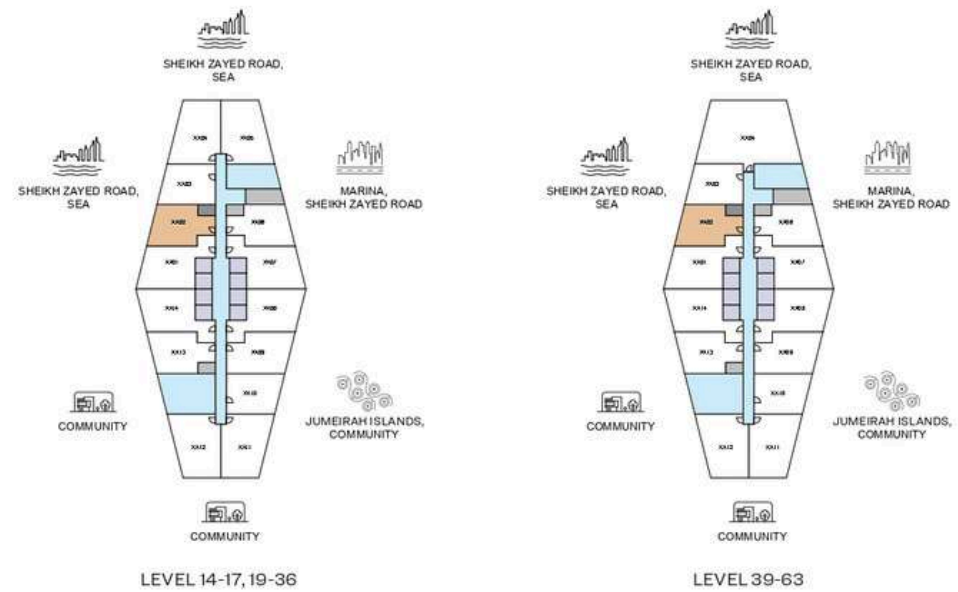
F1513, F2113, F2413, F2513, F2613, F2713, F2813, F3013, F3113, F3213, F3313, F3413, F3513, F4013, F4313, F4413, F4513, F4613, F4713, F4813, F4913, F5013, F5113, F5213, F5313, F5413, F5513, F5613, F5713, F5813, F5913, F6013, F6113, F6213, F6313

DISCLAIMER: 1. ALL DIMENSIONS ARE IN METRIC, MEASURED TO WALL. 2. ALL DIMENSIONS & DRAWINGS ARE APPROXIMATE. 3. ACTUAL AREA MAY VARY FROM THE STATED AREA. 4. DRAWING ARE NOT TO SCALE. 5. LAYOUT REPRESENTATION AND IMAGES ARE FOR ILLUSTRATIVE PURPOSES ONLY AND MAY NOT REPRESENT THE ACTUAL SIZE, FEATURES, SPECIFICATIONS FOR KITCHEN FIXTURES, APPLIANCES, FITTINGS, FURNITURE OR FURNISHINGS AS FACADE, ACTUAL PRODUCTS AND DETAILS MAY VARY. 6. THE DEVELOPER RESERVES THE RIGHT TO MAKE REVISIONS/ALTERATIONS, AT ITS ABSOLUTE DISCRETION, WITHOUT PRIOR INTIMATION OR ANY LIABILITY WHATSOEVER.

1
BEDROOM
APARTMENT
TYPE A - VARIANT 2
(with powder + balcony)
LUXE RESIDENCES



TOTAL SALEABLE AREA
SUITE RANGE = 594.60 - 596.32 SQ.FT.
BALCONY RANGE = 56.94 - 58.56 SQ.FT.
TOTAL RANGE = 651.54 - 654.88 SQ.FT.



List of unit numbers with this unit plan:

VIEWS

Sea view, Community, SZR, Jabel Ali, Ibn Battuta Complex

F1402, F1502, F1602, F1702, F1902, F2002, F2102, F2202, F2302, F2402, F2502, F2602, F2702, F2802, F2902, F3002, F3102, F3202, F3302, F3402, F3502, F3602, F3902, F4002, F4102, F4202, F4302, F4402, F4502, F4602, F4702, F4802, F4902, F5002, F5102, F5202, F5302, F5402, F5502, F5602, F5702, F5802, F5902, F6002, F6102, F6202, F6302

DISCLAIMER: 1. ALL DIMENSIONS ARE IN METRIC, MEASURED TO WALL. 2. ALL DIMENSIONS & DRAWINGS ARE APPROXIMATE. 3. ACTUAL AREA MAY VARY FROM THE STATED AREA. 4. DRAWING ARE NOT TO SCALE. 5. LAYOUT REPRESENTATION AND IMAGES ARE FOR ILLUSTRATIVE PURPOSES ONLY AND MAY NOT REPRESENT THE ACTUAL SIZE, FEATURES, SPECIFICATIONS FOR KITCHEN FIXTURES, APPLIANCES, FITTINGS, FURNITURE OR FURNISHINGS AS FACADE, ACTUAL PRODUCTS AND DETAILS MAY VARY. 6. THE DEVELOPER RESERVES THE RIGHT TO MAKE REVISIONS/ALTERATIONS, AT ITS ABSOLUTE DISCRETION, WITHOUT PRIOR INTIMATION OR ANY LIABILITY WHATSOEVER.

1
BEDROOM
APARTMENT
TYPE A - VARIANT 2
(with powder + balcony)
LUXE RESIDENCES



TOTAL SALEABLE AREA
SUITE RANGE = 594.60 - 596.32 SQ.FT.
BALCONY RANGE = 56.94 - 58.56 SQ.FT.
TOTAL RANGE = 651.54 - 654.88 SQ.FT.



List of unit numbers with this unit plan:

VIEWS

Sea view, Community, SZR, Jabel Ali, Ibn Battuta Complex

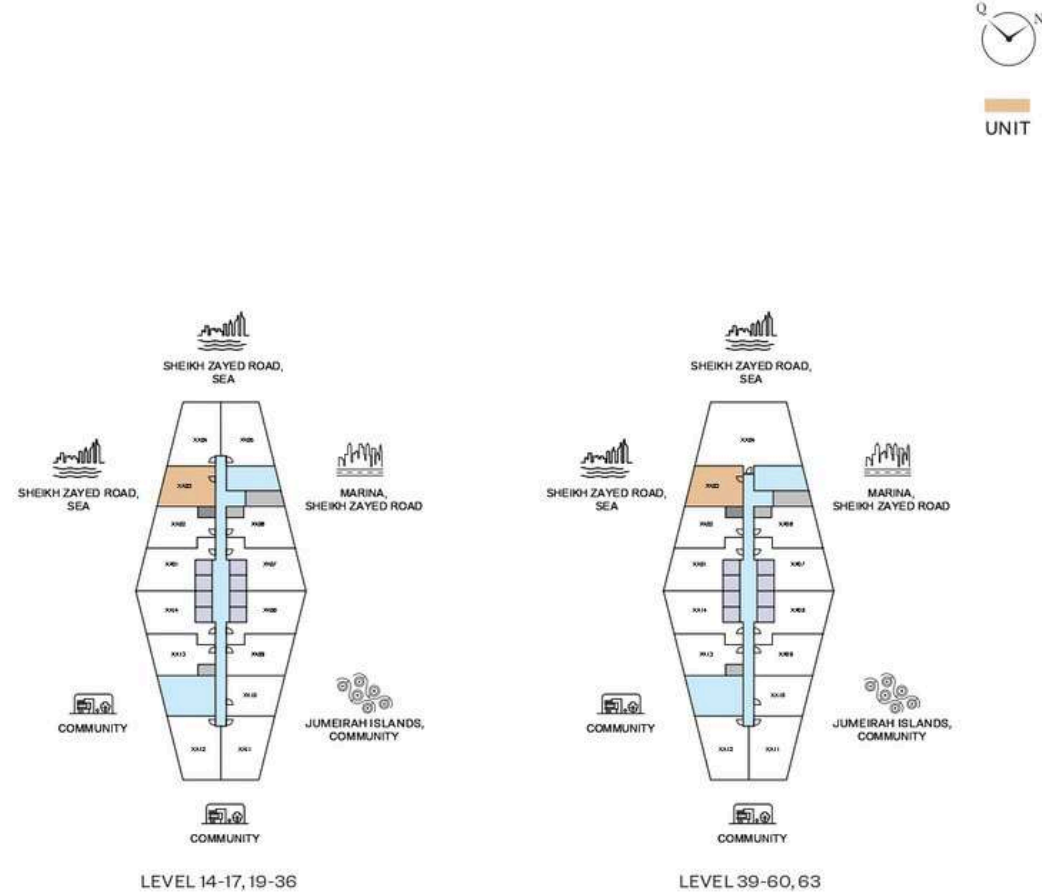
F1402, F1502, F1602, F1702, F1902, F2002, F2102, F2202, F2302, F2402, F2502, F2602, F2702, F2802, F2902, F3002, F3102, F3202, F3302, F3402, F3502, F3602, F3802, F4002, F4102, F4202, F4302, F4402, F4502, F4602, F4702, F4802, F4902, F5002, F5102, F5202, F5302, F5402, F5502, F5602, F5702, F5802, F5902, F6002, F6102, F6202, F6302

DISCLAIMER: 1. ALL DIMENSIONS ARE IN METRIC, MEASURED TO WALL. 2. ALL DIMENSIONS & DRAWINGS ARE APPROXIMATE. 3. ACTUAL AREA MAY VARY FROM THE STATED AREA. 4. DRAWING ARE NOT TO SCALE. 5. LAYOUT REPRESENTATION AND IMAGES ARE FOR ILLUSTRATIVE PURPOSES ONLY AND MAY NOT REPRESENT THE ACTUAL SIZE, FEATURES, SPECIFICATIONS FOR KITCHEN FIXTURES, APPLIANCES, FITTINGS, FURNITURE OR FURNISHINGS AS FACADE, ACTUAL PRODUCTS AND DETAILS MAY VARY. 6. THE DEVELOPER RESERVES THE RIGHT TO MAKE REVISIONS/ALTERATIONS, AT ITS ABSOLUTE DISCRETION, WITHOUT PRIOR INTIMATION OR ANY LIABILITY WHATSOEVER.

1
BEDROOM
APARTMENT
TYPE B
(with powder + balcony)
LUXE RESIDENCES



TOTAL SALEABLE AREA
SUITE RANGE = 594.81 - 596.75 SQ.FT.
BALCONY RANGE = 60.71 - 62.54 SQ.FT.
TOTAL RANGE = 655.52 - 659.29 SQ.FT.



List of unit numbers with this unit plan:

VIEWS

Sea view, Community, SZR, Jabel Ali, Ibn Battuta Complex

F1403, F1503, F1603, F1703, F1903, F2003, F2103, F2203, F2303, F2403, F2503, F2603, F2703, F2803, F2903, F3003, F3103, F3203, F3303, F3403, F3503, F3603, F3803, F4003, F4103, F4203, F4303, F4403, F4503, F4603, F4703, F4803, F4903, F5003, F5103, F5203, F5303, F5403, F5503, F5603, F5703, F5803, F5903, F6003, F6303

DISCLAIMER: 1. ALL DIMENSIONS ARE IN METRIC, MEASURED TO WALL. 2. ALL DIMENSIONS & DRAWINGS ARE APPROXIMATE. 3. ACTUAL AREA MAY VARY FROM THE STATED AREA. 4. DRAWING ARE NOT TO SCALE. 5. LAYOUT REPRESENTATION AND IMAGES ARE FOR ILLUSTRATIVE PURPOSES ONLY AND MAY NOT REPRESENT THE ACTUAL SIZE, FEATURES, SPECIFICATIONS FOR KITCHEN FIXTURES, APPLIANCES, FITTINGS, FURNITURE OR FURNISHINGS AS FACADE, ACTUAL PRODUCTS AND DETAILS MAY VARY. 6. THE DEVELOPER RESERVES THE RIGHT TO MAKE REVISIONS/ALTERATIONS, AT ITS ABSOLUTE DISCRETION, WITHOUT PRIOR INTIMATION OR ANY LIABILITY WHATSOEVER.

1
BEDROOM
APARTMENT
TYPE B
(with powder + balcony)
LUXE RESIDENCES



TOTAL SALEABLE AREA
SUITE RANGE = 594.81 - 596.75 SQ.FT.
BALCONY RANGE = 60.71 - 62.54 SQ.FT.
TOTAL RANGE = 655.52 - 659.29 SQ.FT.



List of unit numbers with this unit plan:

VIEWS

Sea view, Community, SZR, Jabel Ali, Ibn Battuta Complex

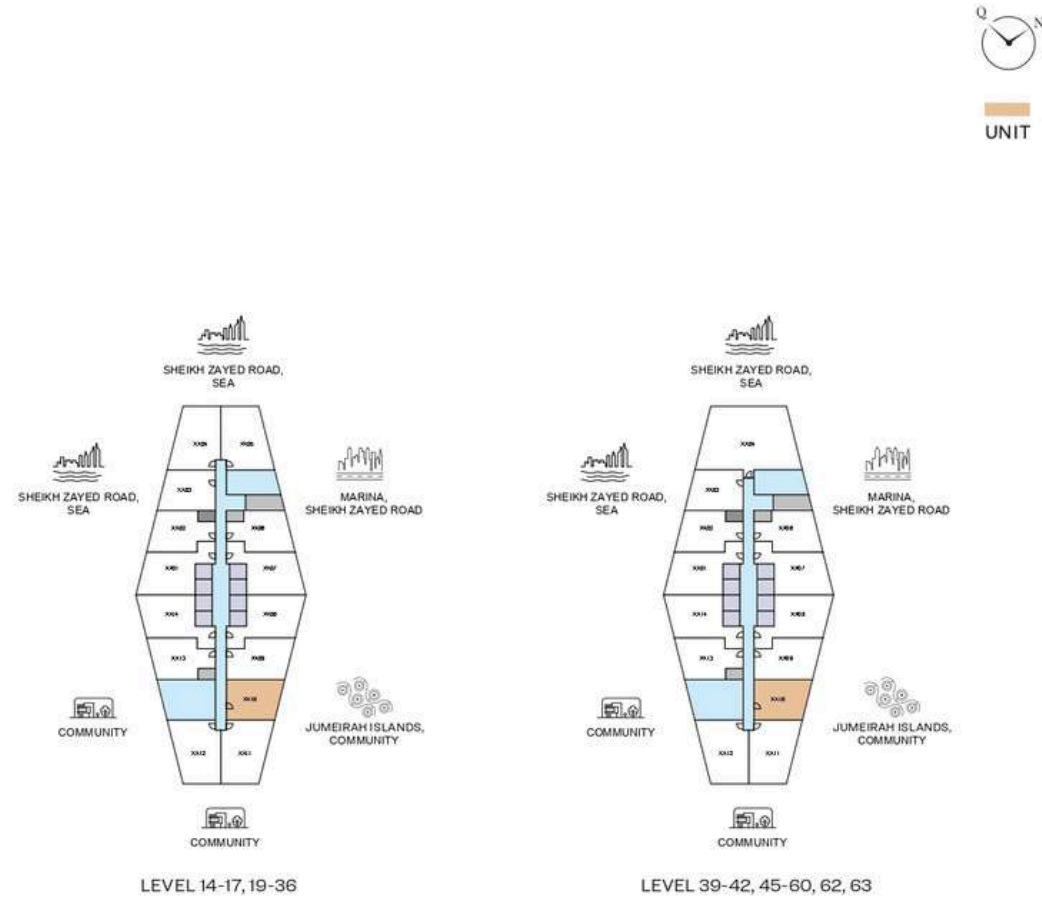
F1403, F1503, F1603, F1703, F1903, F2003, F2103, F2203, F2303, F2403, F2503, F2603, F2703, F2803, F2903, F3003, F3103, F3203, F3303, F3403, F3503, F3603, F3903, F4003, F4103, F4203, F4303, F4403, F4503, F4603, F4703, F4803, F4903, F5003, F5103, F5203, F5303, F5403, F5503, F5603, F5703, F5803, F5903, F6003, F6303

DISCLAIMER: 1. ALL DIMENSIONS ARE IN METRIC, MEASURED TO WALL. 2. ALL DIMENSIONS & DRAWINGS ARE APPROXIMATE. 3. ACTUAL AREA MAY VARY FROM THE STATED AREA. 4. DRAWING ARE NOT TO SCALE. 5. LAYOUT REPRESENTATION AND IMAGES ARE FOR ILLUSTRATIVE PURPOSES ONLY AND MAY NOT REPRESENT THE ACTUAL SIZE, FEATURES, SPECIFICATIONS FOR KITCHEN FIXTURES, APPLIANCES, FITTINGS, FURNITURE OR FURNISHINGS AS FACADE, ACTUAL PRODUCTS AND DETAILS MAY VARY. 6. THE DEVELOPER RESERVES THE RIGHT TO MAKE REVISIONS/ALTERATIONS, AT ITS ABSOLUTE DISCRETION, WITHOUT PRIOR INTIMATION OR ANY LIABILITY WHATSOEVER.

1
BEDROOM
APARTMENT
TYPE B - VARIANT 1
(with powder + balcony)
LUXE RESIDENCES



TOTAL SALEABLE AREA
SUITE RANGE = 593.84 - 595.24 SQ.FT.
BALCONY RANGE = 60.49 - 62.32 SQ.FT.
TOTAL RANGE = 654.33 - 657.56 SQ.FT.



List of unit numbers with this unit plan:

VIEWS

Amenities, Community

F1410, F1510, F1610, F1710, F1910, F2010, F2110, F2210, F2310

Community

F2410, F2510, F2610, F2710, F2810, F2910, F3010, F3110, F3210, F3310, F3410, F3510, F3610, F3910, F4010, F4110, F4210, F4510, F4610, F4710, F4810, F4910, F5010, F5110, F5210, F5310, F5410, F5510, F5610, F5710, F5810, F5910, F6010, F6210, F6310

DISCLAIMER: 1. ALL DIMENSIONS ARE IN METRIC, MEASURED TO WALL. 2. ALL DIMENSIONS & DRAWINGS ARE APPROXIMATE. 3. ACTUAL AREA MAY VARY FROM THE STATED AREA. 4. DRAWING ARE NOT TO SCALE. 5. LAYOUT REPRESENTATION AND IMAGES ARE FOR ILLUSTRATIVE PURPOSES ONLY AND MAY NOT REPRESENT THE ACTUAL SIZE, FEATURES, SPECIFICATIONS FOR KITCHEN FIXTURES, APPLIANCES, FITTINGS, FURNITURE OR FURNISHINGS AND FACADE, ACTUAL PRODUCTS AND DETAILS MAY VARY. 6. THE DEVELOPER RESERVES THE RIGHT TO MAKE REVISIONS/ALTERATIONS, AT ITS ABSOLUTE DISCRETION, WITHOUT PRIOR INTIMATION OR ANY LIABILITY WHATSOEVER.

1
BEDROOM
APARTMENT
TYPE B - VARIANT 1
(with powder + balcony)
LUXE RESIDENCES



TOTAL SALEABLE AREA
SUITE RANGE = 593.84 - 595.24 SQ.FT.
BALCONY RANGE = 60.49 - 62.32 SQ.FT.
TOTAL RANGE = 654.33 - 657.56 SQ.FT.



List of unit numbers with this unit plan:

VIEWS

Amenities, Community

F1410, F1510, F1610, F1710, F1910, F2010, F2110, F2210, F2310

Community

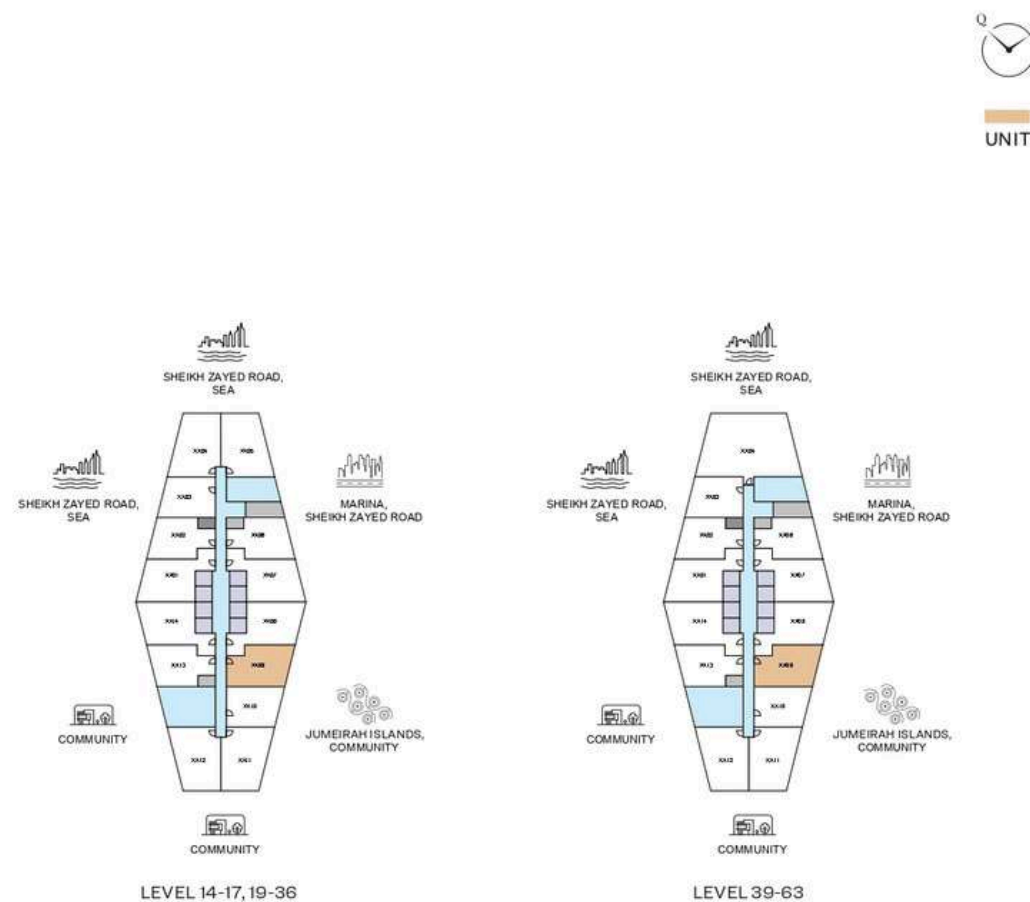
F2410, F2510, F2610, F2710, F2810, F2910, F3010, F3110, F3210, F3310, F3410, F3510, F3610, F3910, F4010, F4110, F4210, F4310, F4410, F4510, F4610, F4710, F4810, F4910, F5010, F5110, F5210, F5310, F5410, F5510, F5610, F5710, F5810, F5910, F6010, F6210, F6310

DISCLAIMER: 1. ALL DIMENSIONS ARE IN METRIC, MEASURED TO WALL. 2. ALL DIMENSIONS & DRAWINGS ARE APPROXIMATE. 3. ACTUAL AREA MAY VARY FROM THE STATED AREA. 4. DRAWING ARE NOT TO SCALE. 5. LAYOUT REPRESENTATION AND IMAGES ARE FOR ILLUSTRATIVE PURPOSES ONLY AND MAY NOT REPRESENT THE ACTUAL SIZE, FEATURES, SPECIFICATIONS FOR KITCHEN FIXTURES, APPLIANCES, FITTINGS, FURNITURE OR FURNISHINGS AND FACADE. ACTUAL PRODUCTS AND DETAILS MAY VARY. 6. THE DEVELOPER RESERVES THE RIGHT TO MAKE REVISIONS/ALTERATIONS, AT ITS ABSOLUTE DISCRETION, WITHOUT PRIOR INTIMATION OR ANY LIABILITY WHATSOEVER.

1
BEDROOM
APARTMENT
TYPE C
(with powder + balcony)
LUXE RESIDENCES



TOTAL SALEABLE AREA
SUITE RANGE = 637.33 - 638.95 SQ.FT.
BALCONY RANGE = 56.83 - 58.66 SQ.FT.
TOTAL RANGE = 694.16 - 697.51 SQ.FT.



List of unit numbers with this unit plan:

VIEWS

Amenities, Community

F1409, F1509, F1609, F1709, F1909, F2009, F2109, F2209, F2309

Community

F2409, F2509, F2609, F2709, F2809, F2909, F3009, F3109, F3209, F3309, F3409, F3509, F3609, F3909, F4009, F4109, F4209, F4309, F4409, F4509, F4609, F4709, F4809, F4909, F5009, F5109, F5209, F5309, F5409, F5509, F5609, F5709, F5809, F5909, F6009, F6109, F6209, F6309

DISCLAIMER: 1. ALL DIMENSIONS ARE IN METRIC, MEASURED TO WALL. 2. ALL DIMENSIONS & DRAWINGS ARE APPROXIMATE. 3. ACTUAL AREA MAY VARY FROM THE STATED AREA. 4. DRAWING ARE NOT TO SCALE. 5. LAYOUT REPRESENTATION AND IMAGES ARE FOR ILLUSTRATIVE PURPOSES ONLY AND MAY NOT REPRESENT THE ACTUAL SIZE, FEATURES, SPECIFICATIONS FOR KITCHEN FIXTURES, APPLIANCES, FITTINGS, FURNITURE OR FURNISHINGS AND FACADE. ACTUAL PRODUCTS AND DETAILS MAY VARY. 6. THE DEVELOPER RESERVES THE RIGHT TO MAKE REVISIONS/ALTERATIONS, AT ITS ABSOLUTE DISCRETION, WITHOUT PRIOR INTIMATION OR ANY LIABILITY WHATSOEVER.

1
BEDROOM
APARTMENT
TYPE C
(with powder + balcony)
LUXE RESIDENCES



TOTAL SALEABLE AREA
SUITE RANGE = 637.33 - 638.95 SQ.FT.
BALCONY RANGE = 56.83 - 58.68 SQ.FT.
TOTAL RANGE = 694.16 - 697.51 SQ.FT.



List of unit numbers with this unit plan:

VIEWS

Amenities, Community

F1409, F1509, F1609, F1709, F1909, F2009, F2109, F2209, F2309

Community

F2409, F2509, F2609, F2709, F2809, F2909, F3009, F3109, F3209, F3309, F3409, F3509, F3609, F3909, F4009, F4109, F4209, F4309, F4409, F4509, F4609, F4709, F4809, F4909, F5009, F5109, F5209, F5309, F5409, F5609, F5609, F5709, F5809, F5909, F6009, F6109, F6209, F6309

DISCLAIMER: 1. ALL DIMENSIONS ARE IN METRIC, MEASURED TO WALL. 2. ALL DIMENSIONS & DRAWINGS ARE APPROXIMATE. 3. ACTUAL AREA MAY VARY FROM THE STATED AREA. 4. DRAWING ARE NOT TO SCALE. 5. LAYOUT REPRESENTATION AND IMAGES ARE FOR ILLUSTRATIVE PURPOSES ONLY AND MAY NOT REPRESENT THE ACTUAL SIZE, FEATURES, SPECIFICATIONS FOR KITCHEN FIXTURES, APPLIANCES, FITTINGS, FURNITURE OR FURNISHINGS AS FACADE, ACTUAL PRODUCTS AND DETAILS MAY VARY. 6. THE DEVELOPER RESERVES THE RIGHT TO MAKE REVISIONS/ ALTERATIONS, AT ITS ABSOLUTE DISCRETION, WITHOUT PRIOR INTIMATION OR ANY LIABILITY WHATSOEVER.

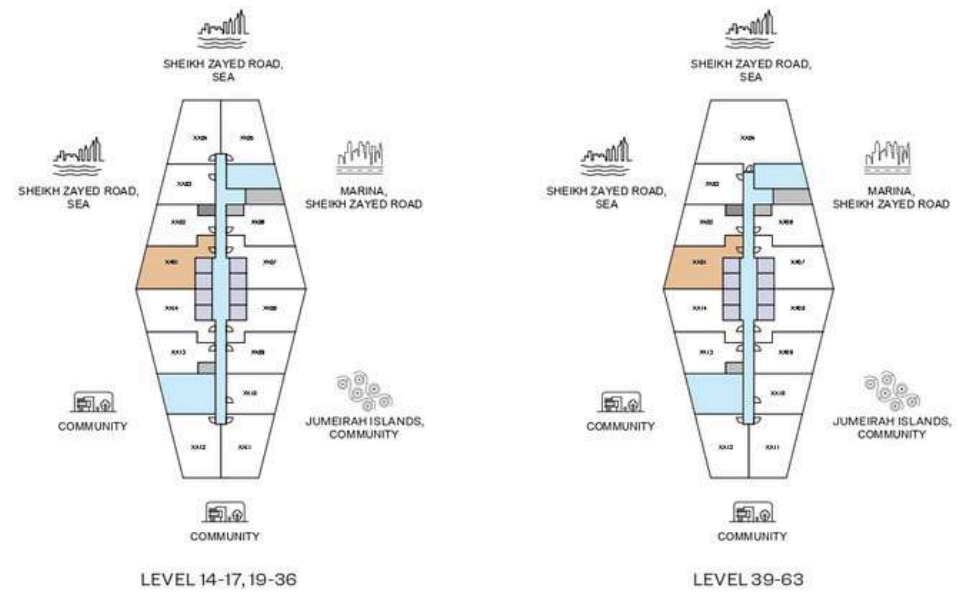
1
BEDROOM
APARTMENT
TYPE D
(with powder + balcony)
PREMIUM RESIDENCES



TOTAL SALEABLE AREA
SUITE RANGE = 701.27 - 702.99 SQ.FT.
BALCONY RANGE = 82.24 - 84.07 SQ.FT.
TOTAL RANGE = 783.51 - 787.06 SQ.FT.



UNIT



List of unit numbers with this unit plan:

VIEWS

Sea view, Community, SZR, Jabel Ali, Ibn Battuta Complex

F1401, F1501, F1601, F1701, F1901, F2001, F2101, F2201, F2301, F2401, F2501, F2601, F2701, F2801, F2901, F3001, F3101, F3201, F3301, F3401, F3501, F3601, F3901, F4001, F4101, F4201, F4301, F4401, F4501, F4601, F4701, F4801, F4901, F5001, F5101, F5201, F5301, F5401, F5501, F5601, F5701, F5801, F5901, F6001, F6101, F6201, F6301

DISCLAIMER: 1. ALL DIMENSIONS ARE IN METRIC, MEASURED TO WALL. 2. ALL DIMENSIONS & DRAWINGS ARE APPROXIMATE. 3. ACTUAL AREA MAY VARY FROM THE STATED AREA. 4. DRAWING ARE NOT TO SCALE. 5. LAYOUT REPRESENTATION AND IMAGES ARE FOR ILLUSTRATIVE PURPOSES ONLY AND MAY NOT REPRESENT THE ACTUAL SIZE, FEATURES, SPECIFICATIONS FOR KITCHEN FIXTURES, APPLIANCES, FITTINGS, FURNITURE OR FURNISHINGS AS FACADE, ACTUAL PRODUCTS AND DETAILS MAY VARY. 6. THE DEVELOPER RESERVES THE RIGHT TO MAKE REVISIONS/ ALTERATIONS, AT ITS ABSOLUTE DISCRETION, WITHOUT PRIOR INTIMATION OR ANY LIABILITY WHATSOEVER.

1
BEDROOM
APARTMENT
TYPE D
(with powder + balcony)
PREMIUM RESIDENCES

THE MIRAGE
CENTRAL

TOTAL SALEABLE AREA
SUITE RANGE = 701.27 - 702.99 SQ.FT.
BALCONY RANGE = 82.24 - 84.07 SQ.FT.
TOTAL RANGE = 783.51 - 787.06 SQ.FT.



List of unit numbers with this unit plan:

VIEWS

Sea view, Community, SZR, Jabel Ali, Ibn Battuta Complex

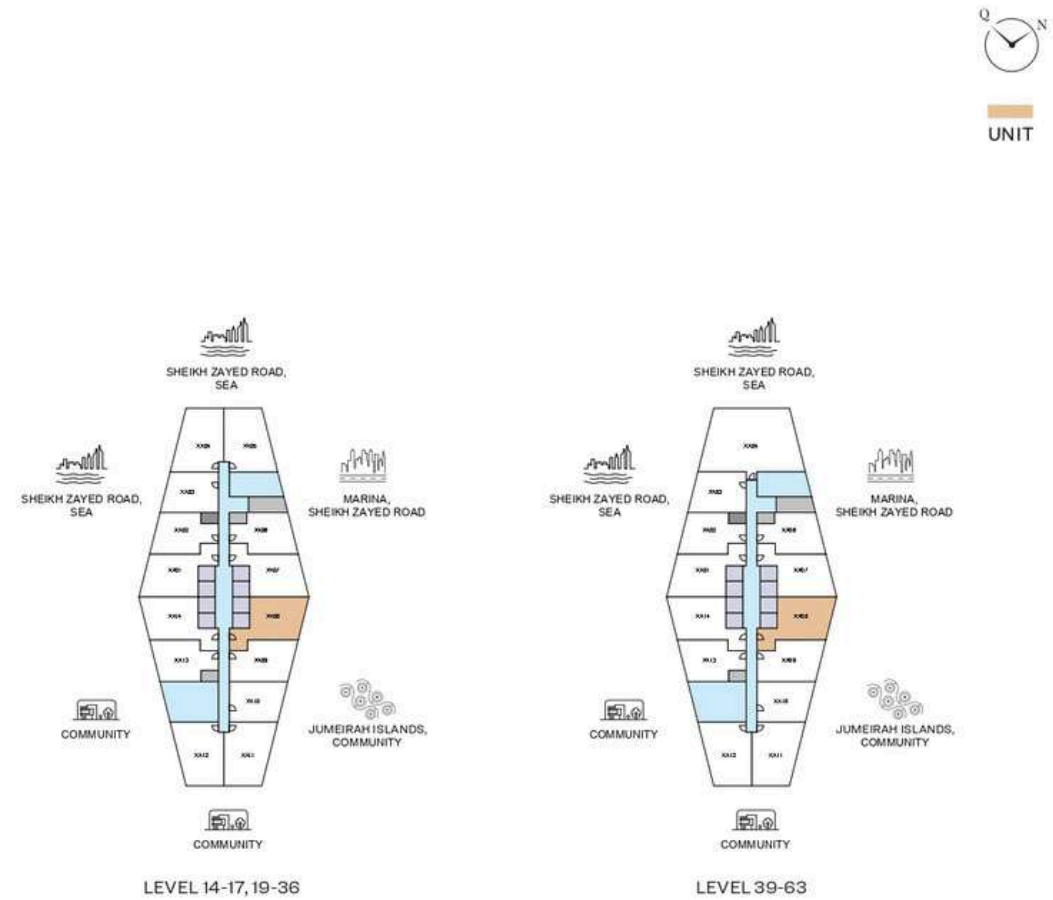
F1401, F1501, F1601, F1701, F1901, F2001, F2101, F2201, F2301, F2401, F2501, F2601, F2701, F2801, F2901, F3001, F3101, F3201, F3301, F3401, F3501, F3601, F3901, F4001, F4101, F4201, F4301, F4401, F4501, F4601, F4701, F4801, F4901, F5001, F5101, F5201, F5301, F5401, F5501, F5601, F5701, F5801, F5901, F6001, F6101, F6201, F6301

DISCLAIMER: 1. ALL DIMENSIONS ARE IN METRIC, MEASURED TO WALL. 2. ALL DIMENSIONS & DRAWINGS ARE APPROXIMATE. 3. ACTUAL AREA MAY VARY FROM THE STATED AREA. 4. DRAWING ARE NOT TO SCALE. 5. LAYOUT REPRESENTATION AND IMAGES ARE FOR ILLUSTRATIVE PURPOSES ONLY AND MAY NOT REPRESENT THE ACTUAL SIZE, FEATURES, SPECIFICATIONS FOR KITCHEN FIXTURES, APPLIANCES, FITTINGS, FURNITURE OR FURNISHINGS AND FACADE. ACTUAL PRODUCTS AND DETAILS MAY VARY. 6. THE DEVELOPER RESERVES THE RIGHT TO MAKE REVISIONS/ALTERATIONS, AT ITS ABSOLUTE DISCRETION, WITHOUT PRIOR INTIMATION OR ANY LIABILITY WHATSOEVER.

1
BEDROOM
APARTMENT
TYPE D - VARIANT 1
(with powder + balcony)
PREMIUM RESIDENCES

THE MIRAGE
CENTRAL

TOTAL SALEABLE AREA
SUITE RANGE = 704.82 - 707.30 SQ.FT.
BALCONY RANGE = 82.02 - 84.07 SQ.FT.
TOTAL RANGE = 786.84 - 791.37 SQ.FT.



List of unit numbers with this unit plan:

VIEWS

Community

F1408, F1508, F1608, F1708, F1908, F2008, F2108, F2208, F2308, F2408, F2508, F2608, F2708, F2808, F2908, F3008, F3108, F3208, F3308, F3408, F3508, F3608, F3908, F4008, F4108, F4208, F4308, F4408, F4508, F4608, F4708, F4808, F4908, F5008, F5108, F5208, F5308, F5408, F5508, F5608, F5708, F5808, F5908, F6008, F6108, F6208, F6308

DISCLAIMER: 1. ALL DIMENSIONS ARE IN METRIC, MEASURED TO WALL. 2. ALL DIMENSIONS & DRAWINGS ARE APPROXIMATE. 3. ACTUAL AREA MAY VARY FROM THE STATED AREA. 4. DRAWING ARE NOT TO SCALE. 5. LAYOUT REPRESENTATION AND IMAGES ARE FOR ILLUSTRATIVE PURPOSES ONLY AND MAY NOT REPRESENT THE ACTUAL SIZE, FEATURES, SPECIFICATIONS FOR KITCHEN FIXTURES, APPLIANCES, FITTINGS, FURNITURE OR FURNISHINGS AND FACADE. ACTUAL PRODUCTS AND DETAILS MAY VARY. 6. THE DEVELOPER RESERVES THE RIGHT TO MAKE REVISIONS/ALTERATIONS, AT ITS ABSOLUTE DISCRETION, WITHOUT PRIOR INTIMATION OR ANY LIABILITY WHATSOEVER.

1
BEDROOM
APARTMENT
TYPE D - VARIANT 1
(with powder + balcony)
PREMIUM RESIDENCES



TOTAL SALEABLE AREA
SUITE RANGE = 704.82 - 707.30 SQ.FT.
BALCONY RANGE = 82.02 - 84.07 SQ.FT.
TOTAL RANGE = 786.84 - 791.37 SQ.FT.



List of unit numbers with this unit plan:

VIEWS

Community

F1408, F1508, F1608, F1708, F1908, F2008, F2108, F2208, F2308, F2408, F2508, F2608, F2708, F2808, F2908, F3008, F3108, F3208, F3308, F3408, F3508, F3608, F3908, F4008, F4108, F4208, F4308, F4408, F4508, F4608, F4708, F4808, F4908, F5008, F5108, F5208, F5308, F5408, F5508, F5608, F5708, F5808, F5908, F6008, F6108, F6208, F6308

DISCLAIMER: 1. ALL DIMENSIONS ARE IN METRIC, MEASURED TO WALL. 2. ALL DIMENSIONS & DRAWINGS ARE APPROXIMATE. 3. ACTUAL AREA MAY VARY FROM THE STATED AREA. 4. DRAWING ARE NOT TO SCALE. 5. LAYOUT REPRESENTATION AND IMAGES ARE FOR ILLUSTRATIVE PURPOSES ONLY AND MAY NOT REPRESENT THE ACTUAL SIZE, FEATURES, SPECIFICATIONS FOR KITCHEN FIXTURES, APPLIANCES, FITTINGS, FURNITURE OR FURNISHINGS AND FACADE. ACTUAL PRODUCTS AND DETAILS MAY VARY. 6. THE DEVELOPER RESERVES THE RIGHT TO MAKE REVISIONS/ALTERATIONS, AT ITS ABSOLUTE DISCRETION, WITHOUT PRIOR INTIMATION OR ANY LIABILITY WHATSOEVER.

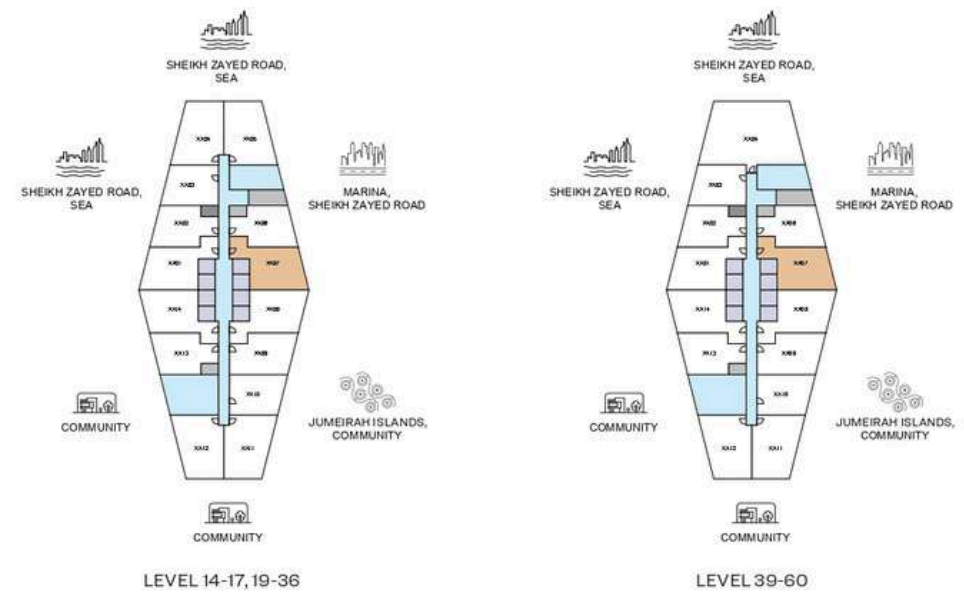
1
BEDROOM
APARTMENT
TYPE D - VARIANT 2
(with powder + balcony)
PREMIUM RESIDENCES



TOTAL SALEABLE AREA
SUITE RANGE = 700.30 - 702.99 SQ.FT.
BALCONY RANGE = 82.02 - 84.07 SQ.FT.
TOTAL RANGE = 782.32 - 787.06 SQ.FT.



UNIT



List of unit numbers with this unit plan:

VIEWS

Community, SZR, Marina

F1407, F1507, F1607, F1707, F1907, F2007, F2107, F2207, F2307, F2407, F2507, F2607, F2707, F2807, F2907, F3007, F3107, F3207, F3307, F3407, F3507, F3607, F3907, F4007, F4107, F4207, F4307, F4407, F4507, F4607, F4707, F4807, F4907, F5007, F5107, F5207, F5307, F5407, F5507, F5607, F5707, F5807, F5907, F6007

DISCLAIMER: 1. ALL DIMENSIONS ARE IN METRIC, MEASURED TO WALL. 2. ALL DIMENSIONS & DRAWINGS ARE APPROXIMATE. 3. ACTUAL AREA MAY VARY FROM THE STATED AREA. 4. DRAWING ARE NOT TO SCALE. 5. LAYOUT REPRESENTATION AND IMAGES ARE FOR ILLUSTRATIVE PURPOSES ONLY AND MAY NOT REPRESENT THE ACTUAL SIZE, FEATURES, SPECIFICATIONS FOR KITCHEN FIXTURES, APPLIANCES, FITTINGS, FURNITURE OR FURNISHINGS AND FACADE. ACTUAL PRODUCTS AND DETAILS MAY VARY. 6. THE DEVELOPER RESERVES THE RIGHT TO MAKE REVISIONS/ALTERATIONS, AT ITS ABSOLUTE DISCRETION, WITHOUT PRIOR INTIMATION OR ANY LIABILITY WHATSOEVER.

1
BEDROOM
APARTMENT
TYPE D - VARIANT 2
(with powder + balcony)
PREMIUM RESIDENCES



TOTAL SALEABLE AREA
SUITE RANGE = 700.30 - 702.99 SQ.FT.
BALCONY RANGE = 82.02 - 84.07 SQ.FT.
TOTAL RANGE = 782.32 - 787.06 SQ.FT.



List of unit numbers with this unit plan:

VIEWS

Community, SZR, Marina

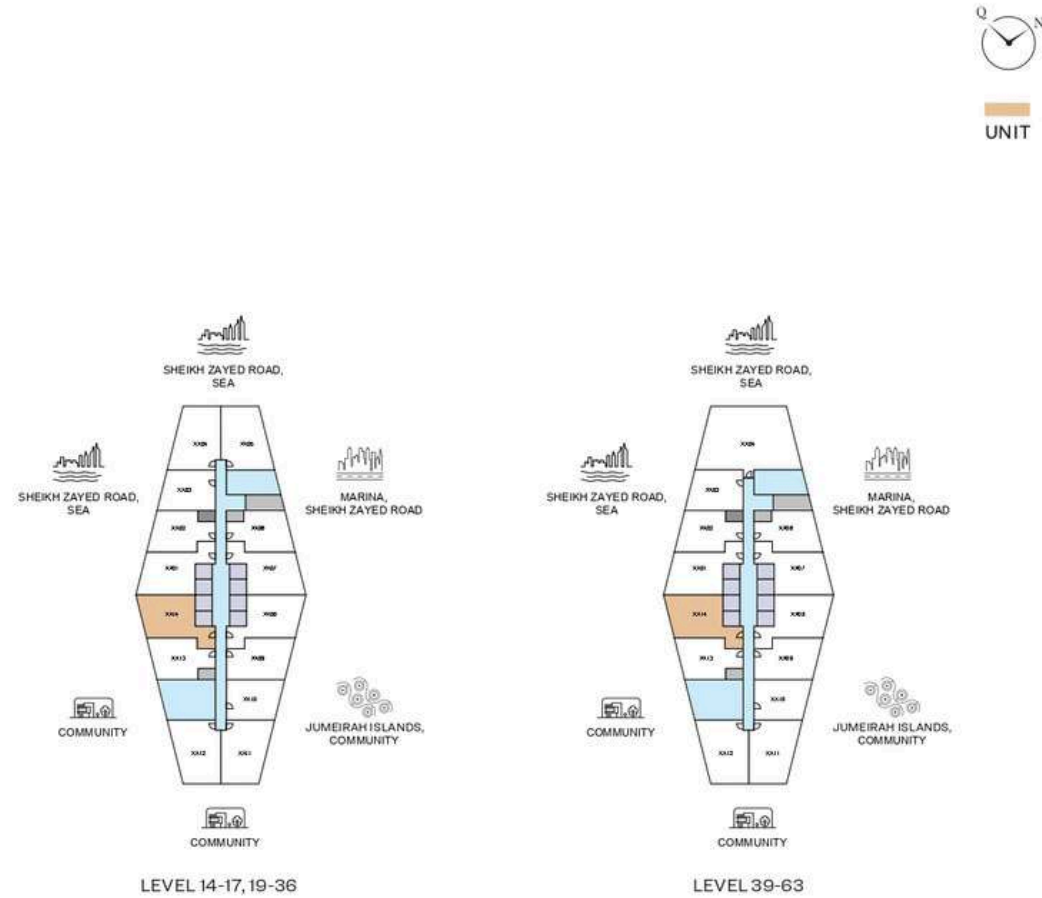
F1407, F1507, F1607, F1707, F1907, F2007, F2107, F2207, F2307, F2407, F2507, F2607, F2707, F2907, F2907, F3007, F3107, F3207, F3307, F3407, F3507, F3607, F3907, F4007, F4107, F4207, F4307, F4407, F4507, F4607, F4707, F4807, F4907, F5007, F5107, F5207, F5307, F5407, F5507, F5607, F5707, F5807, F5907, F6007

DISCLAIMER: 1. ALL DIMENSIONS ARE IN METRIC, MEASURED TO WALL. 2. ALL DIMENSIONS & DRAWINGS ARE APPROXIMATE. 3. ACTUAL AREA MAY VARY FROM THE STATED AREA. 4. DRAWING ARE NOT TO SCALE. 5. LAYOUT REPRESENTATION AND IMAGES ARE FOR ILLUSTRATIVE PURPOSES ONLY AND MAY NOT REPRESENT THE ACTUAL SIZE, FEATURES, SPECIFICATIONS FOR KITCHEN FIXTURES, APPLIANCES, FITTINGS, FURNITURE OR FURNISHINGS AS FACADE, ACTUAL PRODUCTS AND DETAILS MAY VARY. 6. THE DEVELOPER RESERVES THE RIGHT TO MAKE REVISIONS/ALTERATIONS, AT ITS ABSOLUTE DISCRETION, WITHOUT PRIOR INTIMATION OR ANY LIABILITY WHATSOEVER.

1
BEDROOM
APARTMENT
TYPE D - VARIANT 3
(with powder + balcony)
PREMIUM RESIDENCES



TOTAL SALEABLE AREA
SUITE RANGE = 700.52 - 702.99 SQ.FT.
BALCONY RANGE = 82.24 - 84.07 SQ.FT.
TOTAL RANGE = 782.76 - 787.06 SQ.FT.



List of unit numbers with this unit plan:

VIEWS

Community

F1414, F1514, F1614, F1714, F1914, F2014, F2114, F2214, F2314, F2414, F2514, F2614, F2714, F2814, F2914, F3014, F3114, F3214, F3314, F3414, F3514, F3614, F3914, F4014, F4114, F4214, F4314, F4414, F4514, F4614, F4714, F4814, F4914, F5014, F5114, F5214, F5314, F5414, F5514, F5614, F5714, F5814, F5914, F6014, F6114, F6214, F6314

DISCLAIMER: 1. ALL DIMENSIONS ARE IN METRIC, MEASURED TO WALL. 2. ALL DIMENSIONS & DRAWINGS ARE APPROXIMATE. 3. ACTUAL AREA MAY VARY FROM THE STATED AREA. 4. DRAWING ARE NOT TO SCALE. 5. LAYOUT REPRESENTATION AND IMAGES ARE FOR ILLUSTRATIVE PURPOSES ONLY AND MAY NOT REPRESENT THE ACTUAL SIZE, FEATURES, SPECIFICATIONS FOR KITCHEN FIXTURES, APPLIANCES, FITTINGS, FURNITURE OR FURNISHINGS AS FACADE, ACTUAL PRODUCTS AND DETAILS MAY VARY. 6. THE DEVELOPER RESERVES THE RIGHT TO MAKE REVISIONS/ALTERATIONS, AT ITS ABSOLUTE DISCRETION, WITHOUT PRIOR INTIMATION OR ANY LIABILITY WHATSOEVER.

1
BEDROOM
APARTMENT
TYPE D - VARIANT 3
(with powder + balcony)
PREMIUM RESIDENCES



TOTAL SALEABLE AREA
SUITE RANGE = 700.52 - 702.99 SQ.FT.
BALCONY RANGE = 82.24 - 84.07 SQ.FT.
TOTAL RANGE = 782.76 - 787.06 SQ.FT.



List of unit numbers with this unit plan:

VIEWS

Community

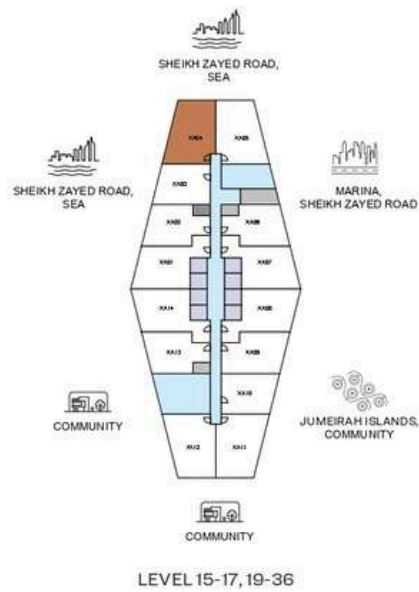
F1414, F1514, F1614, F1714, F1914, F2014, F2114, F2214, F2314, F2414, F2514, F2614, F2714, F2914, F2914, F3014, F3114, F3214, F3314, F3414, F3514, F3614, F3914, F4014, F4114, F4214, F4314, F4414, F4514, F4614, F4714, F4814, F4914, F5014, F5114, F5214, F5314, F5414, F5514, F5614, F5714, F5814, F5914, F6014, F6114, F6214, F6314

DISCLAIMER: 1. ALL DIMENSIONS ARE IN METRIC, MEASURED TO WALL. 2. ALL DIMENSIONS & DRAWINGS ARE APPROXIMATE. 3. ACTUAL AREA MAY VARY FROM THE STATED AREA. 4. DRAWING ARE NOT TO SCALE. 5. LAYOUT REPRESENTATION AND IMAGES ARE FOR ILLUSTRATIVE PURPOSES ONLY AND MAY NOT REPRESENT THE ACTUAL SIZE, FEATURES, SPECIFICATIONS FOR KITCHEN FIXTURES, APPLIANCES, FITTINGS, FURNITURE OR FURNISHINGS AS FACADE. ACTUAL PRODUCTS AND DETAILS MAY VARY. 6. THE DEVELOPER RESERVES THE RIGHT TO MAKE REVISIONS/ ALTERATIONS, AT ITS ABSOLUTE DISCRETION, WITHOUT PRIOR INTIMATION OR ANY LIABILITY WHATSOEVER.

2
BEDROOM
APARTMENT
TYPE A
(with balcony)



TOTAL SALEABLE AREA
SUITE = 782.86 SQ.FT.
BALCONY = 92.25 SQ.FT.
TOTAL = 875.11 SQ.FT.



List of unit numbers with this unit plan:

VIEWS

120 degree view, Sea View, Community, SZR, Jabel Ali, Ibn Battuta Complex

F1504, F1604, F1704, F1904, F2004, F2104, F2204, F2304, F2404, F2504, F2604, F2704, F2804, F2904, F3004, F3104, F3204, F3304, F3404, F3504, F3604

DISCLAIMER: 1. ALL DIMENSIONS ARE IN METRIC, MEASURED TO WALL. 2. ALL DIMENSIONS & DRAWINGS ARE APPROXIMATE. 3. ACTUAL AREA MAY VARY FROM THE STATED AREA. 4. DRAWING ARE NOT TO SCALE. 5. LAYOUT REPRESENTATION AND IMAGES ARE FOR ILLUSTRATIVE PURPOSES ONLY AND MAY NOT REPRESENT THE ACTUAL SIZE, FEATURES, SPECIFICATIONS FOR KITCHEN FIXTURES, APPLIANCES, FITTINGS, FURNITURE OR FURNISHINGS AND FACADE. ACTUAL PRODUCTS AND DETAILS MAY VARY. 6. THE DEVELOPER RESERVES THE RIGHT TO MAKE REVISIONS/ ALTERATIONS, AT ITS ABSOLUTE DISCRETION, WITHOUT PRIOR INTIMATION OR ANY LIABILITY WHATSOEVER.

2
BEDROOM
APARTMENT
TYPE A
(with balcony)

THE MIRAGE
CENTRAL

TOTAL SALEABLE AREA
SUITE = 782.86 SQ.FT.
BALCONY = 92.25 SQ.FT.
TOTAL = 875.11 SQ.FT.



List of unit numbers with this unit plan:

VIEWS

120 degree view, Sea View, Community, SZR, Jabel Ali, Ibn Battuta Complex
F1504, F1604, F1704, F1904, F2004, F2104, F2204, F2304, F2404, F2504, F2604, F2704, F2804, F2904,
F3004, F3104, F3204, F3304, F3404, F3504, F3604

DISCLAIMER: 1. ALL DIMENSIONS ARE IN METRIC, MEASURED TO WALL. 2. ALL DIMENSIONS & DRAWINGS ARE APPROXIMATE. 3. ACTUAL AREA MAY VARY FROM THE STATED AREA. 4. DRAWING ARE NOT TO SCALE. 5. LAYOUT REPRESENTATION AND IMAGES ARE FOR ILLUSTRATIVE PURPOSES ONLY AND MAY NOT REPRESENT THE ACTUAL SIZE, FEATURES, SPECIFICATIONS FOR KITCHEN FIXTURES, APPLIANCES, FITTINGS, FURNITURE OR FURNISHINGS AS FACADE. ACTUAL PRODUCTS AND DETAILS MAY VARY. 6. THE DEVELOPER RESERVES THE RIGHT TO MAKE REVISIONS/ ALTERATIONS, AT ITS ABSOLUTE DISCRETION, WITHOUT PRIOR INTIMATION OR ANY LIABILITY WHATSOEVER.

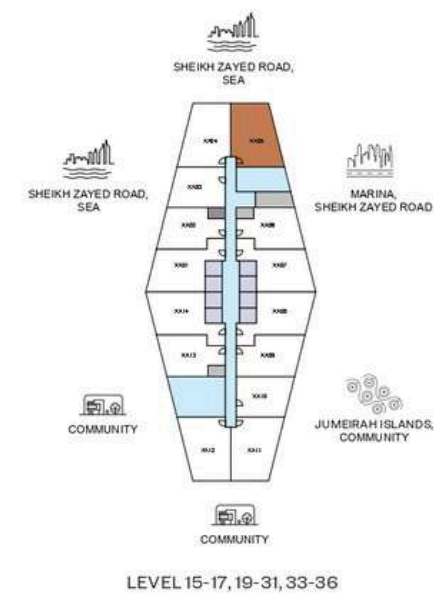
2
BEDROOM
APARTMENT
TYPE A - VARIANT 1
(with balcony)

THE MIRAGE
CENTRAL

TOTAL SALEABLE AREA
SUITE = 805.79 SQ.FT.
BALCONY = 92.25 SQ.FT.
TOTAL = 898.04 SQ.FT.



UNIT



List of unit numbers with this unit plan:

VIEWS

120 degree view, Sea View, SZR, Marina, Bluewaters
F1505, F1605, F1705, F1905, F2005, F2105, F2205, F2305, F2405, F2505, F2605, F2705, F2805, F2905, F3005,
F3105, F3305, F3405, F3505, F3605

DISCLAIMER: 1. ALL DIMENSIONS ARE IN METRIC, MEASURED TO WALL. 2. ALL DIMENSIONS & DRAWINGS ARE APPROXIMATE. 3. ACTUAL AREA MAY VARY FROM THE STATED AREA. 4. DRAWING ARE NOT TO SCALE. 5. LAYOUT REPRESENTATION AND IMAGES ARE FOR ILLUSTRATIVE PURPOSES ONLY AND MAY NOT REPRESENT THE ACTUAL SIZE, FEATURES, SPECIFICATIONS FOR KITCHEN FIXTURES, APPLIANCES, FITTINGS, FURNITURE OR FURNISHINGS AS FACADE. ACTUAL PRODUCTS AND DETAILS MAY VARY. 6. THE DEVELOPER RESERVES THE RIGHT TO MAKE REVISIONS/ ALTERATIONS, AT ITS ABSOLUTE DISCRETION, WITHOUT PRIOR INTIMATION OR ANY LIABILITY WHATSOEVER.

2
BEDROOM
APARTMENT
TYPE A - VARIANT 1
(with balcony)

THE MIRAGE
CENTRAL

TOTAL SALEABLE AREA
SUITE = 805.79 SQ.FT.
BALCONY = 92.25 SQ.FT.
TOTAL = 898.04 SQ.FT.



List of unit numbers with this unit plan:

VIEWS

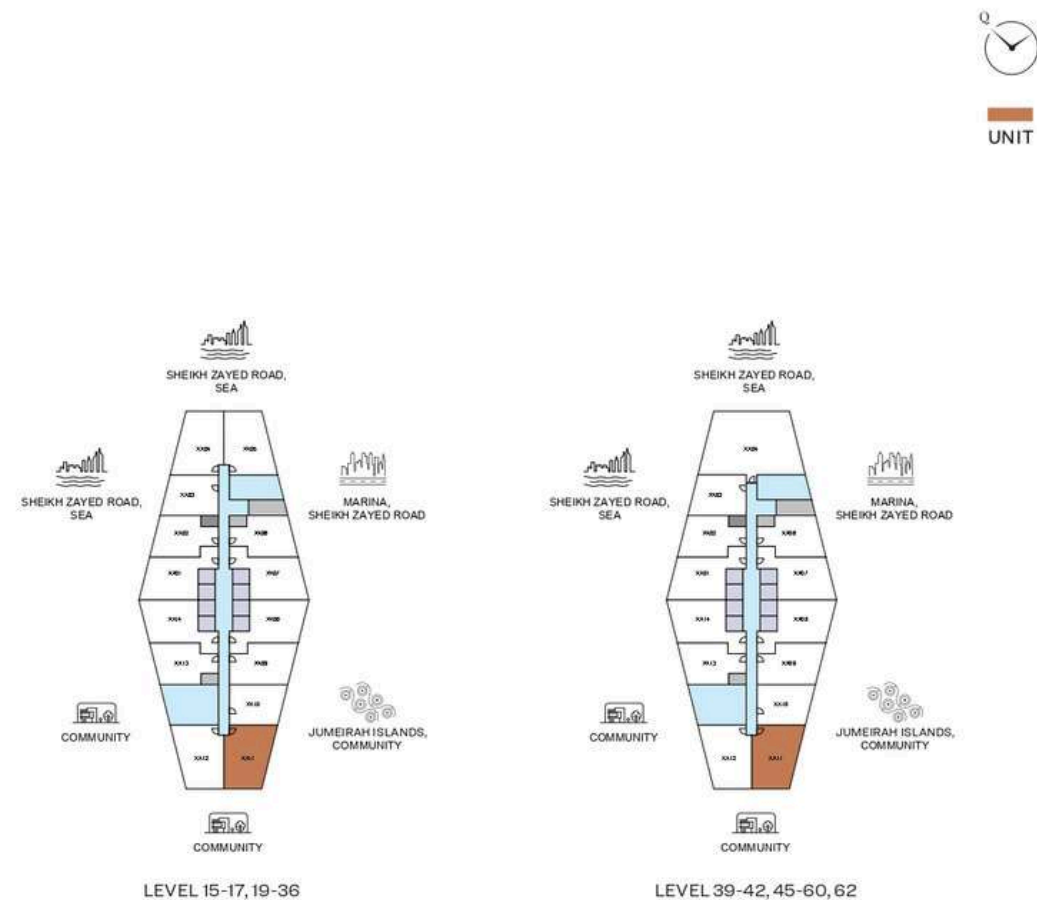
120 degree view, Sea View, SZR, Marina, Bluewaters
F1605, F1606, F1705, F1905, F2005, F2105, F2205, F2305, F2405, F2505, F2605, F2705, F2805, F2905, F3005, F3105, F3305, F3405, F3505, F3605

DISCLAIMER: 1. ALL DIMENSIONS ARE IN METRIC, MEASURED TO WALL. 2. ALL DIMENSIONS & DRAWINGS ARE APPROXIMATE. 3. ACTUAL AREA MAY VARY FROM THE STATED AREA. 4. DRAWING ARE NOT TO SCALE. 5. LAYOUT REPRESENTATION AND IMAGES ARE FOR ILLUSTRATIVE PURPOSES ONLY AND MAY NOT REPRESENT THE ACTUAL SIZE, FEATURES, SPECIFICATIONS FOR KITCHEN FIXTURES, APPLIANCES, FITTINGS, FURNITURE OR FURNISHINGS AS FACADE, ACTUAL PRODUCTS AND DETAILS MAY VARY. 6. THE DEVELOPER RESERVES THE RIGHT TO MAKE REVISIONS/ ALTERATIONS, AT ITS ABSOLUTE DISCRETION, WITHOUT PRIOR INTIMATION OR ANY LIABILITY WHATSOEVER.

2
BEDROOM
APARTMENT
TYPE A - VARIANT 2
(with balcony)

THE MIRAGE
CENTRAL

TOTAL SALEABLE AREA
SUITE = 782.86 SQ.FT.
BALCONY = 92.25 SQ.FT.
TOTAL = 875.11 SQ.FT.



List of unit numbers with this unit plan:

VIEWS

120 degree view, Amenities, Community
F1611, F1611, F1711, F1911, F2011, F2111, F2211, F2311

120 degree view, Community, Jumeirah Islands
F2411, F2511, F2611, F2711, F2811, F2911, F3011, F3111, F3211, F3311, F3411, F3511, F3611, F3911, F4011, F4111, F4211, F4511, F4611, F4711, F4811, F4911, F5011, F5111, F5211, F5311, F5411, F5511, F5611, F5711, F5811, F5911, F6011, F6211

DISCLAIMER: 1. ALL DIMENSIONS ARE IN METRIC, MEASURED TO WALL. 2. ALL DIMENSIONS & DRAWINGS ARE APPROXIMATE. 3. ACTUAL AREA MAY VARY FROM THE STATED AREA. 4. DRAWING ARE NOT TO SCALE. 5. LAYOUT REPRESENTATION AND IMAGES ARE FOR ILLUSTRATIVE PURPOSES ONLY AND MAY NOT REPRESENT THE ACTUAL SIZE, FEATURES, SPECIFICATIONS FOR KITCHEN FIXTURES, APPLIANCES, FITTINGS, FURNITURE OR FURNISHINGS AND FACADE, ACTUAL PRODUCTS AND DETAILS MAY VARY. 6. THE DEVELOPER RESERVES THE RIGHT TO MAKE REVISIONS/ ALTERATIONS, AT ITS ABSOLUTE DISCRETION, WITHOUT PRIOR INTIMATION OR ANY LIABILITY WHATSOEVER.

2
BEDROOM
APARTMENT
TYPE A - VARIANT 2
(with balcony)



TOTAL SALEABLE AREA
SUITE = 782.86 SQ.FT.
BALCONY = 92.25 SQ.FT.
TOTAL = 875.11 SQ.FT.



List of unit numbers with this unit plan:

VIEWS

120 degree view, Amenities, Community
F1611, F1611, F1711, F1911, F2011, F2111, F2211, F2311

120 degree view, Community, Jumeirah Islands

F2411, F2511, F2611, F2711, F2811, F2911, F3011, F3111, F3211, F3311, F3411, F3511, F3611, F3911, F4011, F4111, F4211, F4511, F4611, F4711, F4811, F4911, F5011, F5111, F5211, F5311, F5411, F5511, F5611, F5711, F5811, F5911, F6011, F6211

DISCLAIMER: 1. ALL DIMENSIONS ARE IN METRIC, MEASURED TO WALL. 2. ALL DIMENSIONS & DRAWINGS ARE APPROXIMATE. 3. ACTUAL AREA MAY VARY FROM THE STATED AREA. 4. DRAWING ARE NOT TO SCALE. 5. LAYOUT REPRESENTATION AND IMAGES ARE FOR ILLUSTRATIVE PURPOSES ONLY AND MAY NOT REPRESENT THE ACTUAL SIZE, FEATURES, SPECIFICATIONS FOR KITCHEN FIXTURES, APPLIANCES, FITTINGS, FURNITURE OR FURNISHINGS AS FACADE. ACTUAL PRODUCTS AND DETAILS MAY VARY. 6. THE DEVELOPER RESERVES THE RIGHT TO MAKE REVISIONS, ALTERATIONS, AT ITS ABSOLUTE DISCRETION, WITHOUT PRIOR INTIMATION OR ANY LIABILITY WHATSOEVER.

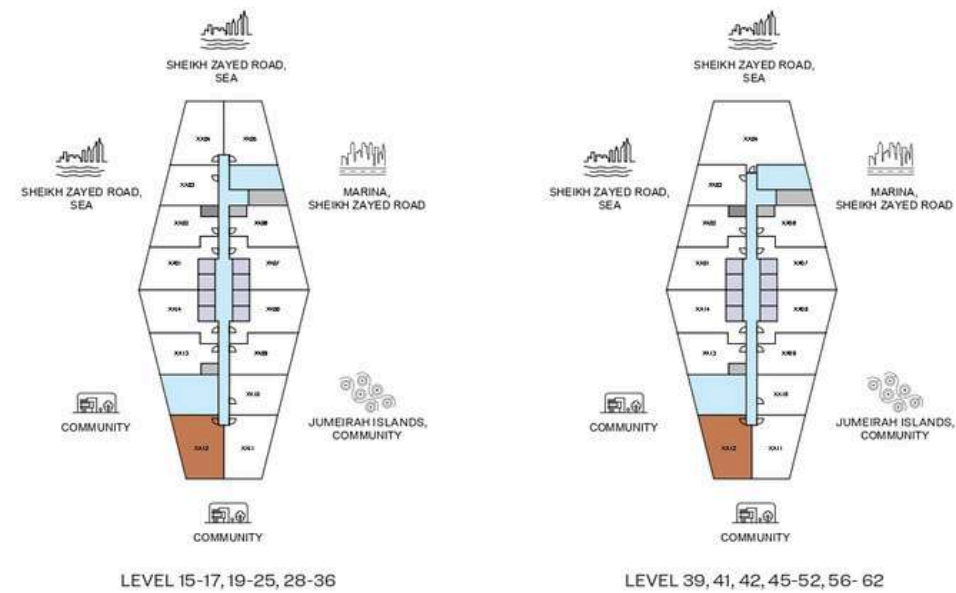
2
BEDROOM
APARTMENT
TYPE A - VARIANT 3
(with balcony)



TOTAL SALEABLE AREA
SUITE RANGE = 805.03 - 805.14 SQ.FT.
BALCONY = 92.25 SQ.FT.
TOTAL RANGE = 897.28 - 897.39 SQ.FT.



UNIT



List of unit numbers with this unit plan:

VIEWS

120 degree view, Community, Low-rise villa community

F1512, F1612, F1712, F1912, F2012, F2112, F2212, F2312, F2412, F2512, F2612, F2912, F3012, F3112, F3212, F3312, F3412, F3512, F3612, F3912, F4112, F4212, F4512, F4612, F4712, F4812, F4912, F5012, F5112, F5212, F5612, F5712, F5812, F5912, F6012, F6112, F6212

DISCLAIMER: 1. ALL DIMENSIONS ARE IN METRIC, MEASURED TO WALL. 2. ALL DIMENSIONS & DRAWINGS ARE APPROXIMATE. 3. ACTUAL AREA MAY VARY FROM THE STATED AREA. 4. DRAWING ARE NOT TO SCALE. 5. LAYOUT REPRESENTATION AND IMAGES ARE FOR ILLUSTRATIVE PURPOSES ONLY AND MAY NOT REPRESENT THE ACTUAL SIZE, FEATURES, SPECIFICATIONS FOR KITCHEN FIXTURES, APPLIANCES, FITTINGS, FURNITURE OR FURNISHINGS AS FACADE. ACTUAL PRODUCTS AND DETAILS MAY VARY. 6. THE DEVELOPER RESERVES THE RIGHT TO MAKE REVISIONS, ALTERATIONS, AT ITS ABSOLUTE DISCRETION, WITHOUT PRIOR INTIMATION OR ANY LIABILITY WHATSOEVER.

2

BEDROOM
APARTMENT

TYPE A - VARIANT 3

(with balcony)

THE MIRAGE

CENTRAL

TOTAL SALEABLE AREA

SUITE RANGE= 805.03 - 805.14 SQ.FT.

BALCONY = 92.25 SQ.FT.

TOTAL RANGE = 897.28 - 897.39 SQ.FT.



List of unit numbers with this unit plan:

VIEWS

120 degree view, Community, Low-rise villa community

F1512, F1612, F1712, F1912, F2012, F2112, F2212, F2312, F2412, F2512, F2612, F2712, F2812, F2912, F3012, F3112, F3212, F3312, F3412, F3512, F3612, F3712, F3812, F3912, F4012, F4112, F4212, F4312, F4412, F4512, F4612, F4712, F4812, F4912, F5012, F5112, F5212, F5312, F5412, F5512, F5612, F5712, F5812, F5912, F6012, F6112, F6212

DISCLAIMER: 1. ALL DIMENSIONS ARE IN METRIC, MEASURED TO WALL. 2. ALL DIMENSIONS & DRAWINGS ARE APPROXIMATE. 3. ACTUAL AREA MAY VARY FROM THE STATED AREA. 4. DRAWING ARE NOT TO SCALE. 5. LAYOUT REPRESENTATION AND IMAGES ARE FOR ILLUSTRATIVE PURPOSES ONLY AND MAY NOT REPRESENT THE ACTUAL SIZE, FEATURES, SPECIFICATIONS FOR KITCHEN FIXTURES, APPLIANCES, FITTINGS, FURNITURE OR FURNISHINGS AS FACADE. ACTUAL PRODUCTS AND DETAILS MAY VARY. 6. THE DEVELOPER RESERVES THE RIGHT TO MAKE REVISIONS/ ALTERATIONS, AT ITS ABSOLUTE DISCRETION, WITHOUT PRIOR INTIMATION OR ANY LIABILITY WHATSOEVER.

3

BEDROOM
APARTMENT

TYPE A

(with powder + maid + balcony)

THE MIRAGE

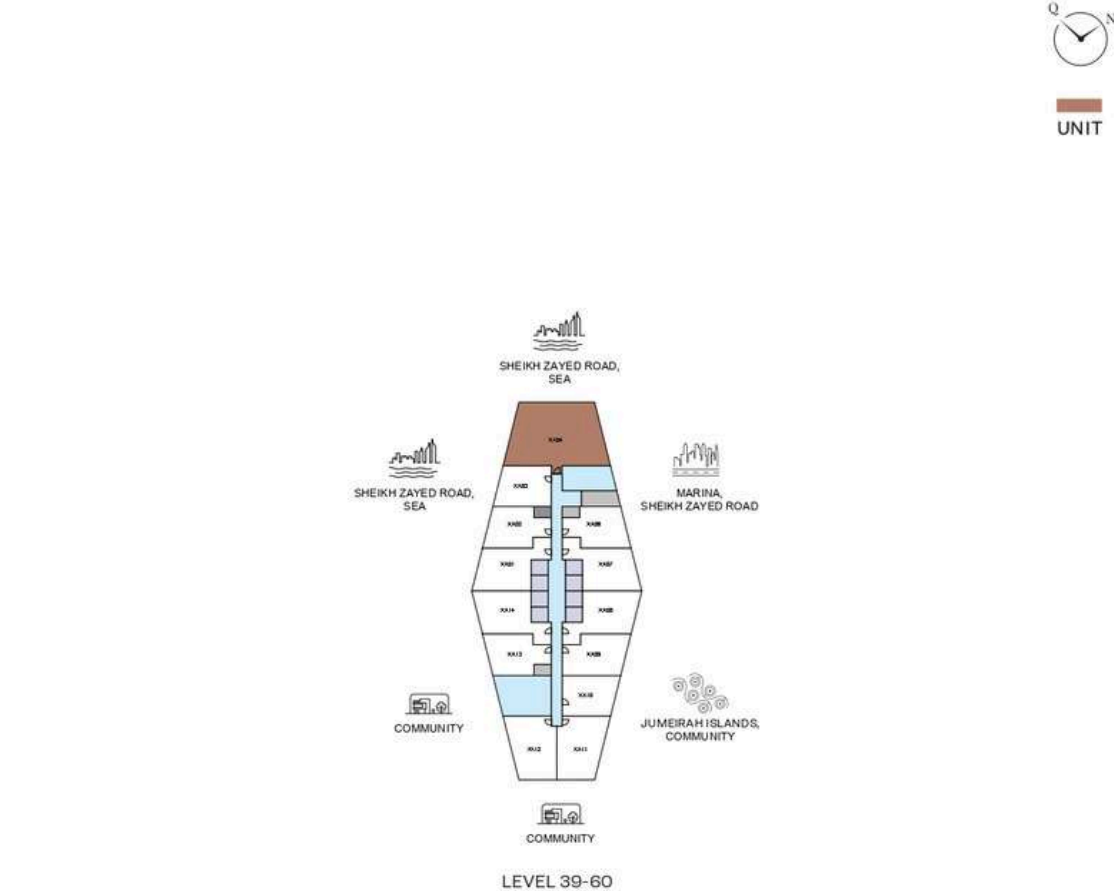
CENTRAL

TOTAL SALEABLE AREA

SUITE = 1677.12 SQ.FT.

BALCONY = 184.49 SQ.FT.

TOTAL = 1861.61 SQ.FT.



List of unit numbers with this unit plan:

VIEWS

210 degree view, Sea view, Community, SZR, Jabel Ali, Ibn Battuta Complex, Marina, Bluewaters

F3904, F4004, F4104, F4204, F4304, F4404, F4504, F4604, F4704, F4804, F4904, F5004, F5104, F5204, F5304, F5404, F5504, F5604, F5704, F5804, F5904, F6004

DISCLAIMER: 1. ALL DIMENSIONS ARE IN METRIC, MEASURED TO WALL. 2. ALL DIMENSIONS & DRAWINGS ARE APPROXIMATE. 3. ACTUAL AREA MAY VARY FROM THE STATED AREA. 4. DRAWING ARE NOT TO SCALE. 5. LAYOUT REPRESENTATION AND IMAGES ARE FOR ILLUSTRATIVE PURPOSES ONLY AND MAY NOT REPRESENT THE ACTUAL SIZE, FEATURES, SPECIFICATIONS FOR KITCHEN FIXTURES, APPLIANCES, FITTINGS, FURNITURE OR FURNISHINGS AND FACADE. ACTUAL PRODUCTS AND DETAILS MAY VARY. 6. THE DEVELOPER RESERVES THE RIGHT TO MAKE REVISIONS/ ALTERATIONS, AT ITS ABSOLUTE DISCRETION, WITHOUT PRIOR INTIMATION OR ANY LIABILITY WHATSOEVER.

3
BEDROOM
APARTMENT
TYPE A
(with powder + maid + balcony)

THE MIRAGE
CENTRAL

TOTAL SALEABLE AREA
SUITE = 1677.12 SQ.FT.
BALCONY = 184.49 SQ.FT.
TOTAL = 1861.61 SQ.FT.



List of unit numbers with this unit plan:

VIEWS

210 degree view, Sea view, Community, SZR, Jabel Ali, Ibn Battuta Complex, Marina, Bluewaters
F3904, F4004, F4104, F4204, F4304, F4404, F4504, F4604, F4704, F4804, F4904, F5004, F5104, F5204,
F5304, F5404, F5504, F5604, F5704, F5804, F5904, F6004

DISCLAIMER: 1. ALL DIMENSIONS ARE IN METRIC, MEASURED TO WALL. 2. ALL DIMENSIONS & DRAWINGS ARE APPROXIMATE. 3. ACTUAL AREA MAY VARY FROM THE STATED AREA. 4. DRAWING ARE NOT TO SCALE. 5. LAYOUT REPRESENTATION AND IMAGES ARE FOR ILLUSTRATIVE PURPOSES ONLY AND MAY NOT REPRESENT THE ACTUAL SIZE, FEATURES, SPECIFICATIONS FOR KITCHEN FIXTURES, APPLIANCES, FITTINGS, FURNITURE OR FURNISHINGS AND FACADE. ACTUAL PRODUCTS AND DETAILS MAY VARY. 6. THE DEVELOPER RESERVES THE RIGHT TO MAKE REVISIONS/ALTERATIONS, AT ITS ABSOLUTE DISCRETION, WITHOUT PRIOR INTIMATION OR ANY LIABILITY WHATSOEVER.



Where Prestige Meets Property



At Majara Luxury Real Estate L.L.C., we redefine the art of luxury living. Based in the heart of the UAE, we specialize in curating exceptional real estate experiences tailored to the needs of discerning investors, end-users, and global clientele.



With a refined portfolio of premium properties across all seven Emirates, our expertise lies in both off-plan and ready-to-move assets, offering opportunities that blend architectural excellence with investment potential.



We are more than just property consultants & we are partners in your journey to finding the perfect home, investment, or lifestyle. Driven by integrity, market insight, and personalized service, Majara stands as a trusted name in an ever-evolving market.

Contact Us :

Phone: +971564452803

Email: info@majararealestate.com

<https://majararealestate.com/>