



[www.majara-realestate.com](http://www.majara-realestate.com)



# The Sobha Way

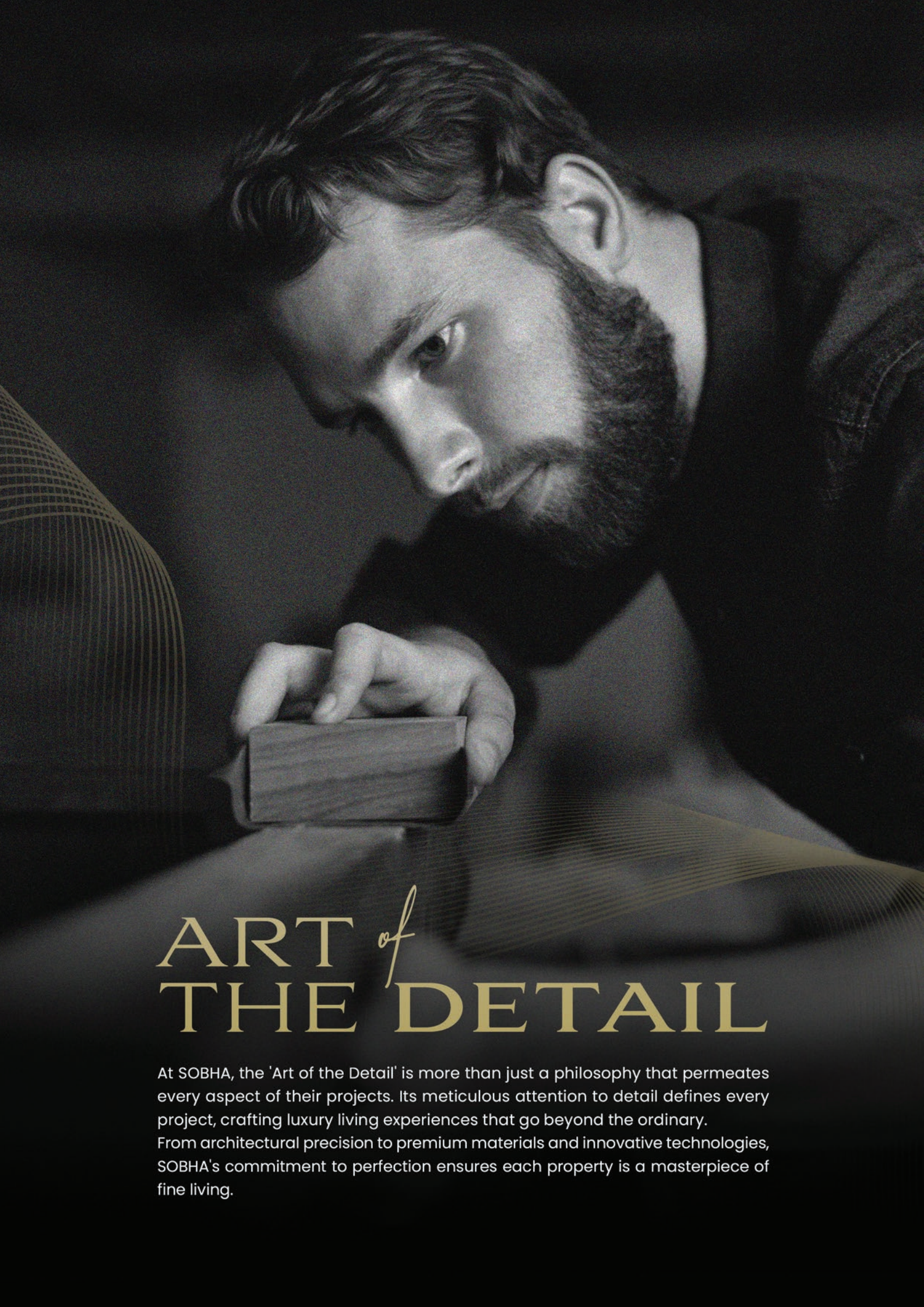
**SOBHA REALTY  
REDEFINES THE  
CONCEPT OF LUXURY  
RESIDENTIAL LIVING  
WITH A REPERTOIRE  
OF REAL ESTATE  
PROJECTS ACROSS  
DUBAI.**

Pioneering the 'Backward Integration' model in real estate, Sobha Realty employs in-house mastery to create a unique offering of fine living that extends beyond customer's expectations.

# Backward Integration

The foremost backward  
integrated company known  
in the world with all the key  
competencies and in-house  
resources to deliver a project  
from conceptualization to  
completion ensuring:

**TIMELY DELIVERY  
UNMATCHED QUALITY**



# ART *of* THE DETAIL

At SOBHA, the 'Art of the Detail' is more than just a philosophy that permeates every aspect of their projects. Its meticulous attention to detail defines every project, crafting luxury living experiences that go beyond the ordinary. From architectural precision to premium materials and innovative technologies, SOBHA's commitment to perfection ensures each property is a masterpiece of fine living.



# A VIBRANT CITY WITHIN *a* CITY

Nestled in Dubai's vibrant tapestry, Motor City offers a coveted blend of cobblestone lanes and spacious homes, creating refined charm. This enclave near Al Barari and Al Barsha features residential buildings, office towers, and motorsport facilities.

# DISCOVER *the* CHARMED LIFESTYLE

DUBAI'S OASIS OF ELEGANCE,  
WHERE EVERY CORNER BECKONS  
WITH THRILLING ADVENTURES  
AND TRANQUIL RETREATS!

Dubai Motor City boasts amenities like the  
Adrenaline-pumping Dubai Autodrome and  
First Avenue Mall. Every corner offers a unique  
mix of leisure and excitement.




# THE CIRCLE OF LIFE



The choice of concentric circles for our logo symbolizes the seamless integration and unity within our luxury-focused community living property. Just as the circles radiate outward from a central point, our amenities and services are interconnected, forming a harmonious environment where residents can experience a world of luxury without ever having to leave the community. The concentric circles also evoke a sense of exclusivity and sophistication, reflecting the premium lifestyle that our residents can expect. With our tagline, "A world in its own," we encapsulate the idea that within our community, residents can find everything they desire, creating a self-contained world of elegance and convenience.

INTRODUCING



# SOBHA ORBIS

## A WORLD IN ITS OWN

Break free from the mundane and embrace a realm where luxury, convenience, and connectivity intertwine seamlessly. Our community embodies the essence of "A World in Its Own," providing a haven where you can escape the chaos of urban living and immerse yourself in an unparalleled lifestyle of opulence and sophistication.



A WORLD IN ITS OWN.





# THE PINNACLE *of* SOPHISTICATED

Step into the world of SOBHA ORBIS. Nestled amidst the dynamic cityscape, SOBHA ORBIS emerges as an emblem of refined living, beckoning those who crave the pinnacle of sophistication.

From its sleek architectural design to its sumptuous interior finishes, every facet of SOBHA ORBIS is meticulously curated to evoke a timeless aura of luxury. Here, indulge in a realm where extravagance knows no limits, where each amenity is tailored to fulfill your every desire, and where every moment exudes a palpable sense of grandeur.

**Welcome to SOBHA ORBIS**, where luxury finds its truest expression.

# LUXURY BUILT AROUND YOU

Welcome to the epitome of urban living in Motor City, Dubai – where luxury meets convenience at every turn. Our premium 3 tower luxury apartments stand as a jewel in the crown of this vibrant new community.

1, 1.5 AND 2 BED HOMES  
WITH AREA RANGE OF  
545 SQ. FT. - 988 SQ. FT.





INDULGE *in a*  
LIFESTYLE THAT  
TRANSCENDS  
THE ORDINARY

Our meticulously crafted apartments exude sophistication and elegance, offering a lifestyle that transcends the ordinary. From sleek contemporary design to lavish finishes, every detail has been curated to indulge your senses and elevate your living experience.

# PREMIER AMENITIES *at* YOUR FINGERTIPS

Experience unparalleled convenience with access to the latest amenities right at your doorstep. Whether you crave rejuvenation or recreation, our community offers a wealth of options to cater to your every need. Dive into the refreshing waters of our resort-style pool, unwind in the serene ambiance of our landscaped gardens, or stay active in our state-of-the-art fitness center – all within walking distance from your home.



THE GRANDEUR OF TIMELESS ELEGANCE



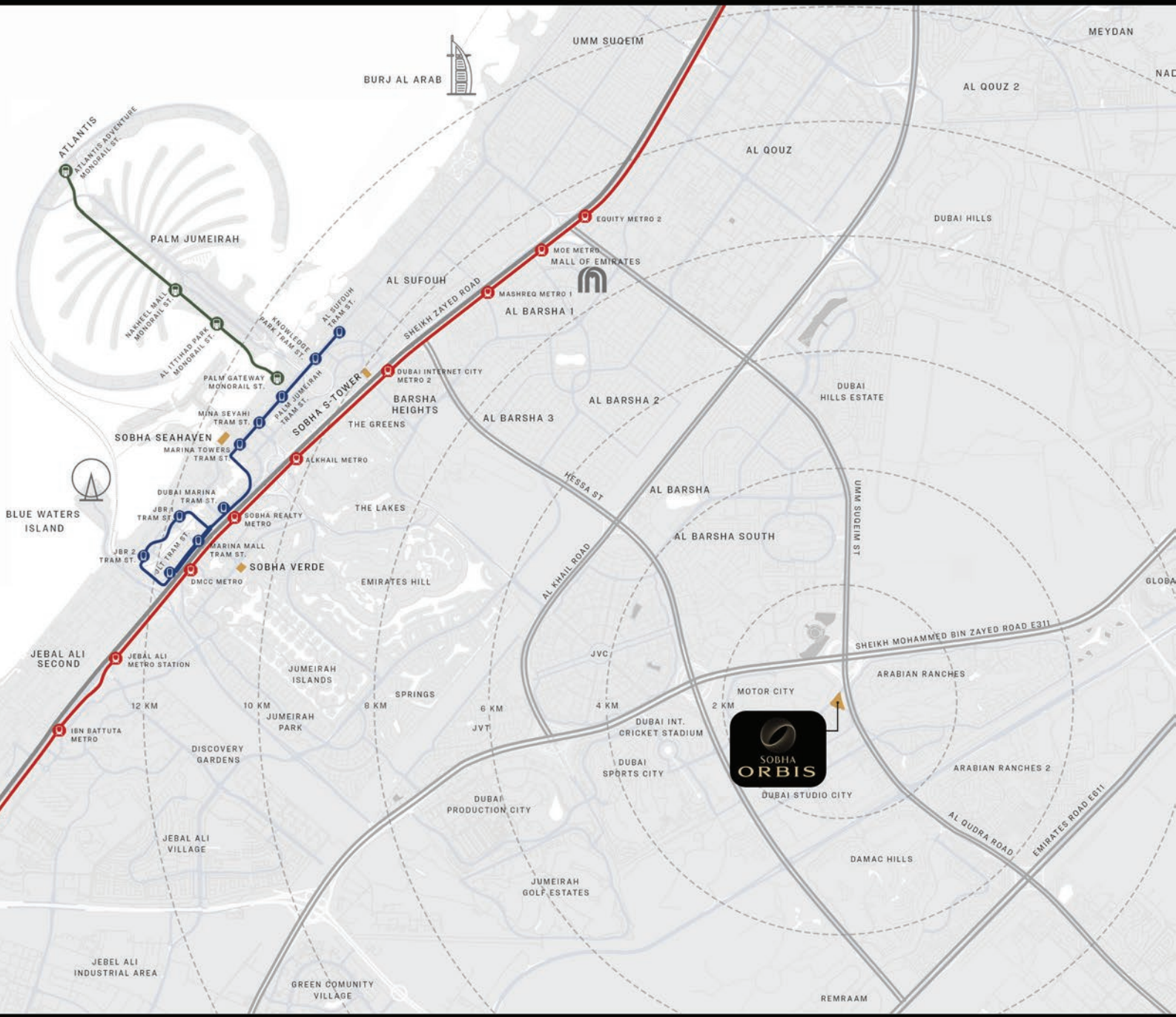


AN IMPRESSIVE SUITE OF  
INDOOR AND OUTDOOR AMENITIES



# SEAMLESS CONNECTIVITY

Lies at the heart of our community. With a proposed metro station adjacent to the tower, exploring the vibrant city of Dubai has never been easier. Sobha Orbis conveniently located just minutes away from both Mohammed bin Zayed Road and Al Qudra Road, ensuring easy accessibility to key destinations. Whether you're commuting to work or exploring the city's countless attractions, enjoy effortless access to everything Dubai has to offer, right from your doorstep.



# AMENITIES



**1** Resort Style Pool

- Lazy River
- Beach Edge
- Jacuzzi
- Pool Deck with Day Beds
- Aquatic Aerobics
- Water Polo/ Volleyball
- Cabana Shade
- Outdoor Showers
- Swimming Pool with Indoor Changing Room/ Shower/ Toilets

**3** Kids Pool

- Beach Edge
- Pool Deck with Day Beds
- Toddler Splash Pad
- Water Features

**4** Club House

- Racquet Club - with Squash Courts, Badminton Courts, Padel Tennis Courts, Volleyball Court, Basketball Court
- Pétanque/ Boulee Fields

**2** BBQ Areas

**5** Landscaped Garden

**6** Yoga Zone

**7** Meditation Zone

**8** Beach Volley Ball

**9** Outdoor Jungle Gym

**10** Open Lawn

**11** Hammock Garden

**12** Pingpong Tables

**13** Giant Chess

**14** Walking Paths

# SITE PLAN



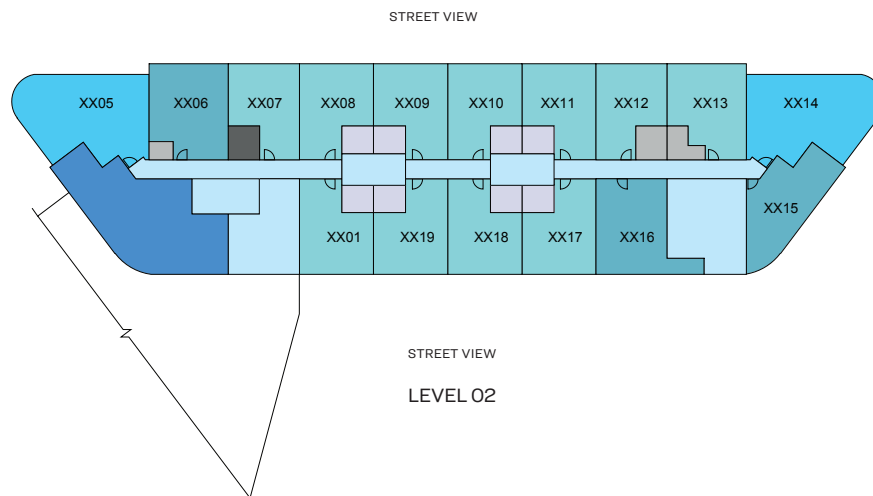
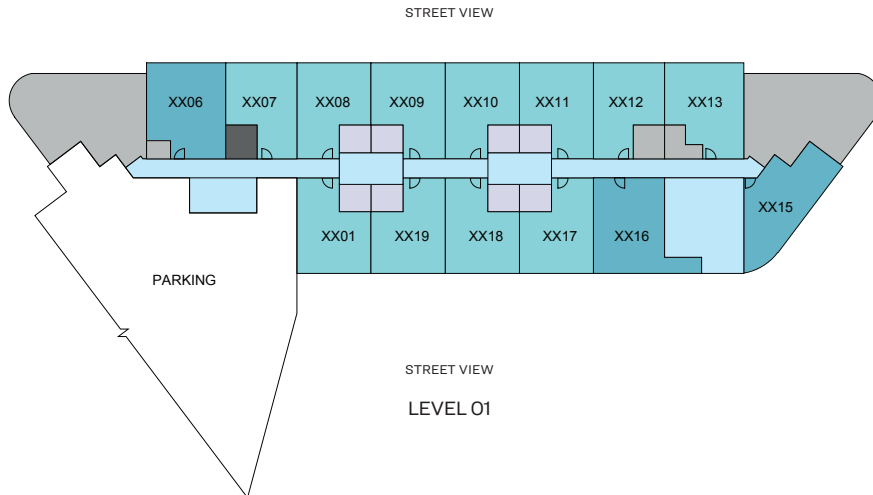
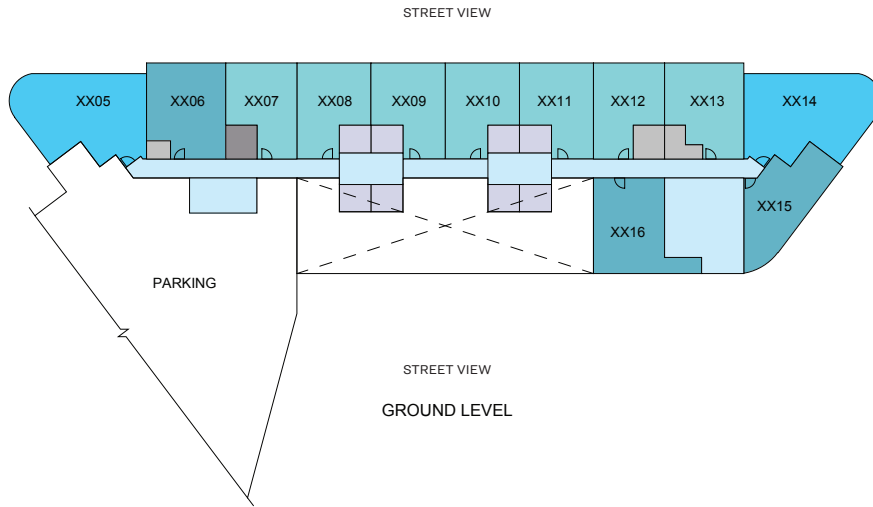
**TOWER B**  
**FLOOR AND UNIT PLANS**



SOBHA  
**ORBIS**

# FLOOR PLAN LAYOUT

TOWER B - SOBHA ORBIS



- 1 BED UNIT
- 2 BED UNIT
- CIRCULATION
- LIFTS
- RETAIL
- 1.5 BED UNIT
- SERVICES
- GARBAGE ROOM

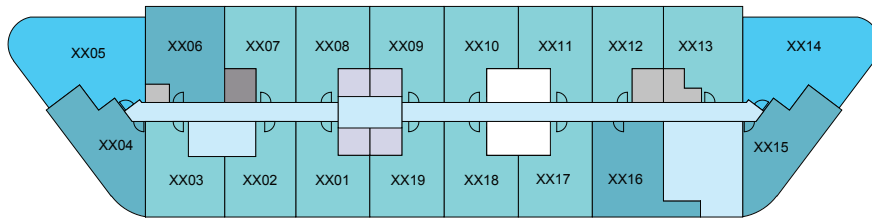
Disclaimer: 1. All dimensions are in metric, measured to wall finishes. 2. All materials, dimensions & drawings are approximate. 3. Information is subject to change without notice, at developer's absolute discretion. 4. Actual area may vary from the stated area. 5. Drawing are not to scale. 6. All images used are for illustrative purpose only and do not represent the actual size, features, specifications, fittings and furnishings. 7. The developer reserves the right to make revisions/ alterations, at its absolute discretion, without any liability whatsoever.

# FLOOR PLAN LAYOUT

TOWER B - SOBHA ORBIS



VILLA COMMUNITY, GOLF COURSE

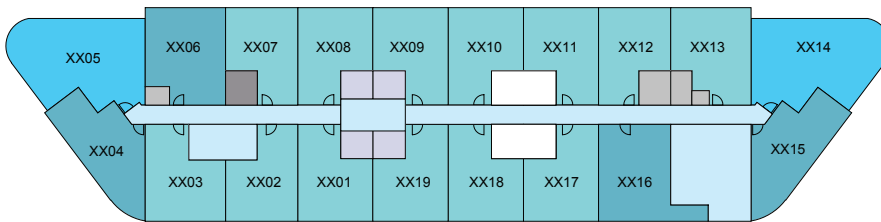


COMMUNITY AND CITY VIEWS

LEVEL 03-08, 11-19



VILLA COMMUNITY, GOLF COURSE

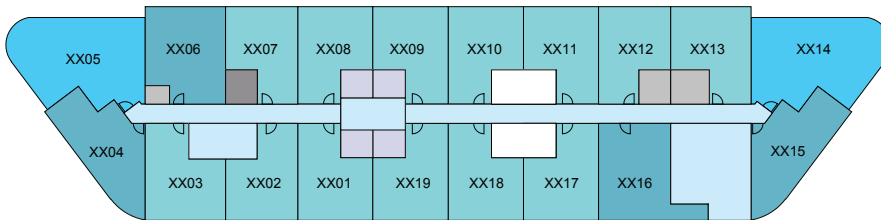


COMMUNITY AND CITY VIEWS

LEVEL 09



VILLA COMMUNITY, GOLF COURSE



COMMUNITY AND CITY VIEWS

LEVEL 10

- 1 BED UNIT
- 2 BED UNIT
- CIRCULATION
- LIFTS
- RETAIL
- 1.5 BED UNIT
- SERVICES
- GARBAGE ROOM

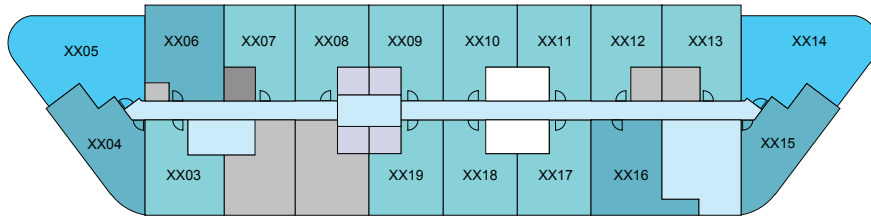
Disclaimer: 1. All dimensions are in metric, measured to wall finishes. 2. All materials, dimensions & drawings are approximate. 3. Information is subject to change without notice, at developer's absolute discretion. 4. Actual area may vary from the stated area. 5. Drawing are not to scale. 6. All images used are for illustrative purpose only and do not represent the actual size, features, specifications, fittings and furnishings. 7. The developer reserves the right to make revisions/ alterations, at its absolute discretion, without any liability whatsoever.

# FLOOR PLAN LAYOUT

TOWER B - SOBHA ORBIS



VILLA COMMUNITY, GOLF COURSE

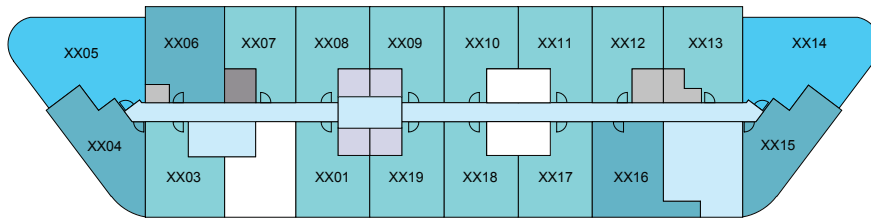


COMMUNITY AND CITY VIEWS

LEVEL 20



VILLA COMMUNITY, GOLF COURSE

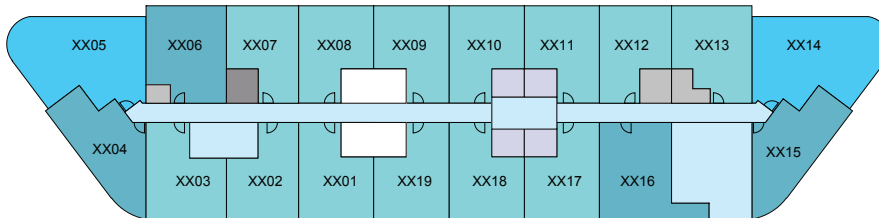


COMMUNITY AND CITY VIEWS

LEVEL 21



VILLA COMMUNITY, GOLF COURSE



COMMUNITY AND CITY VIEWS

LEVEL 22 & 23

- 1 BED UNIT
- 2 BED UNIT
- CIRCULATION
- LIFTS
- RETAIL
- 1.5 BED UNIT
- SERVICES
- GARBAGE ROOM

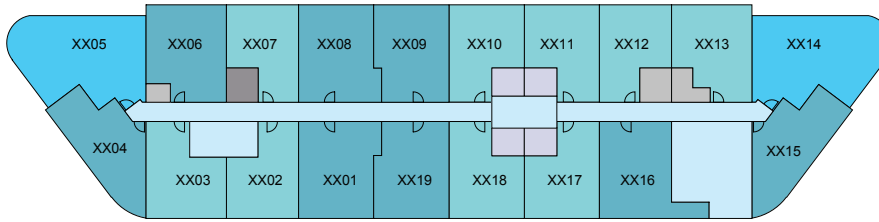
Disclaimer: 1. All dimensions are in metric, measured to wall finishes. 2. All materials, dimensions & drawings are approximate. 3. Information is subject to change without notice, at developer's absolute discretion. 4. Actual area may vary from the stated area. 5. Drawing are not to scale. 6. All images used are for illustrative purpose only and do not represent the actual size, features, specifications, fittings and furnishings. 7. The developer reserves the right to make revisions/ alterations, at its absolute discretion, without any liability whatsoever.

# FLOOR PLAN LAYOUT

TOWER B - SOBHA ORBIS



VILLA COMMUNITY, GOLF COURSE

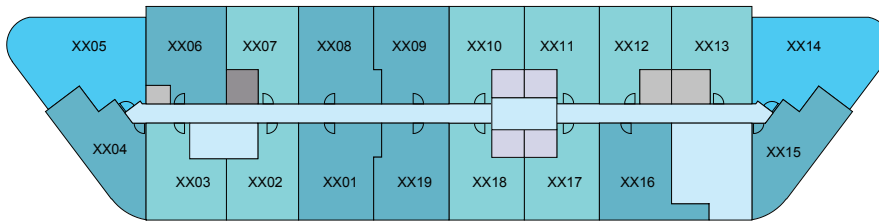


COMMUNITY AND CITY VIEWS

LEVEL 24-29 & 32



VILLA COMMUNITY, GOLF COURSE

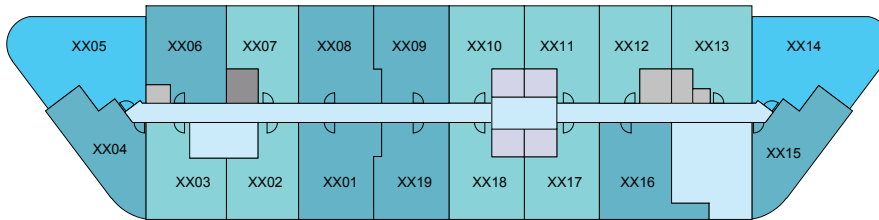


COMMUNITY AND CITY VIEWS

LEVEL 30



VILLA COMMUNITY, GOLF COURSE



COMMUNITY AND CITY VIEWS

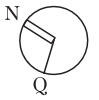
LEVEL 31

- 1 BED UNIT
- 2 BED UNIT
- CIRCULATION
- LIFTS
- RETAIL
- 1.5 BED UNIT
- SERVICES
- GARBAGE ROOM

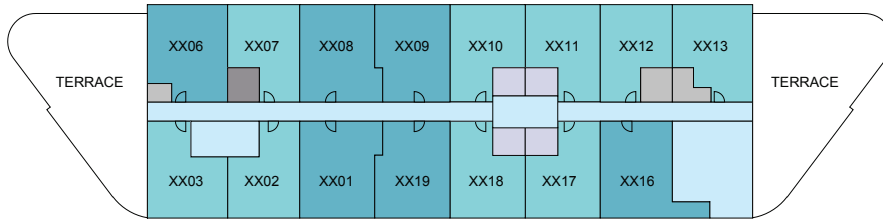
Disclaimer: 1. All dimensions are in metric, measured to wall finishes. 2. All materials, dimensions & drawings are approximate. 3. Information is subject to change without notice, at developer's absolute discretion. 4. Actual area may vary from the stated area. 5. Drawing are not to scale. 6. All images used are for illustrative purpose only and do not represent the actual size, features, specifications, fittings and furnishings. 7. The developer reserves the right to make revisions/ alterations, at its absolute discretion, without any liability whatsoever.

# FLOOR PLAN LAYOUT

TOWER B - SOBHA ORBIS



VILLA COMMUNITY, GOLF COURSE



COMMUNITY AND CITY VIEWS

LEVEL 33 & 34

- 1 BED UNIT
- 2 BED UNIT
- CIRCULATION
- LIFTS
- RETAIL
- 1.5 BED UNIT
- SERVICES
- GARBAGE ROOM

Disclaimer: 1. All dimensions are in metric, measured to wall finishes. 2. All materials, dimensions & drawings are approximate. 3. Information is subject to change without notice, at developer's absolute discretion. 4. Actual area may vary from the stated area. 5. Drawing are not to scale. 6. All images used are for illustrative purpose only and do not represent the actual size, features, specifications, fittings and furnishings. 7. The developer reserves the right to make revisions/ alterations, at its absolute discretion, without any liability whatsoever.

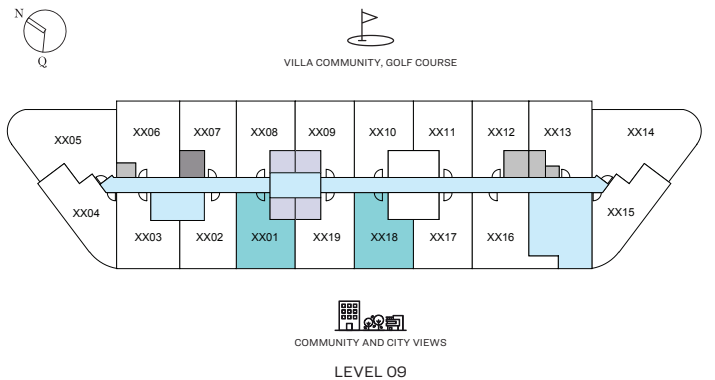
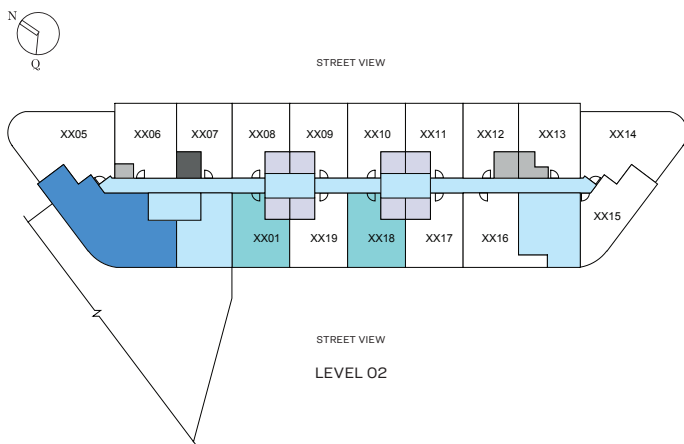
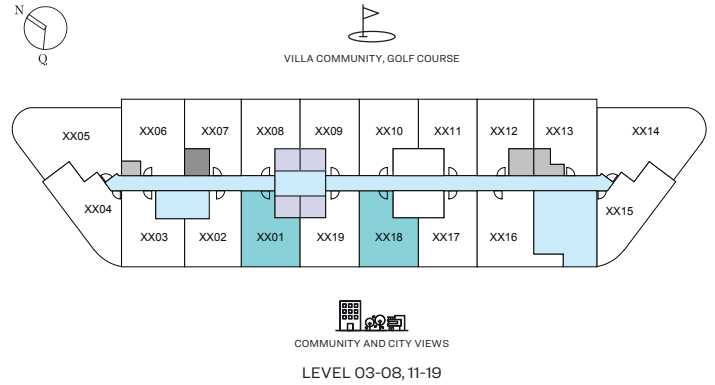
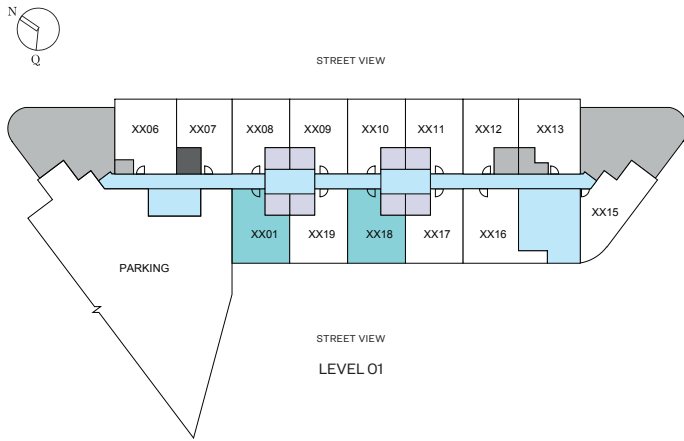
# 1 BEDROOM APARTMENT

TYPE A (with balcony)

## TOTAL SALEABLE AREA

SUITE RANGE = 486.31 - 496.54 SQ.FT.  
BALCONY RANGE = 52.96 - 54.47 SQ.FT.  
TOTAL RANGE = 540.67 - 549.61 SQ.FT.

UNIT



List of unit numbers with this unit plan:

## VIEWS

### Street View

B101, B118, B201, B218, B301, B318, B418

### Amenities

B401, B501, B601, B701, B801, B901, B1001, B1101, B1201, B1301, B1401, B1501, B1601, B1701, B1801, B1901

### Street View, Community

B518, B618

### Community

B718, B818, B918, B1018, B2101, B2201, B2301

### Community, City View

B1118, B1218, B1318, B1418, B1518, B1618, B1718, B1818, B1918, B2018, B2118, B2218, B2318, B2418, B2518, B2618, B2718, B2818, B2918, B3018, B3118, B3218, B3318, B3418

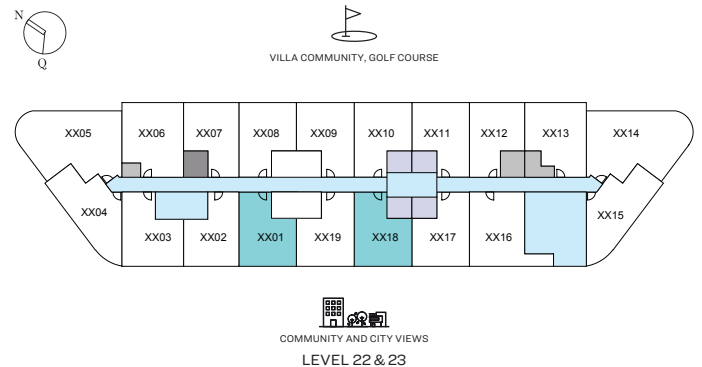
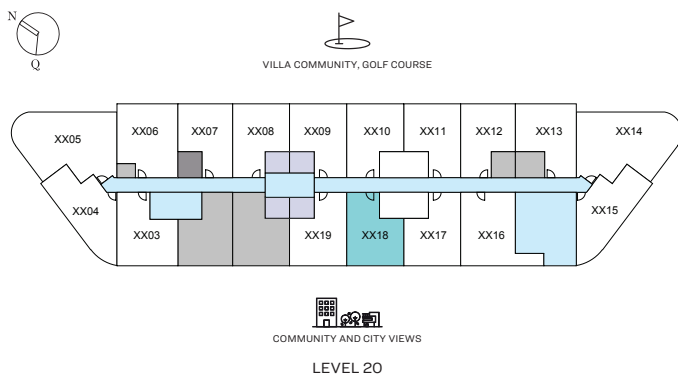
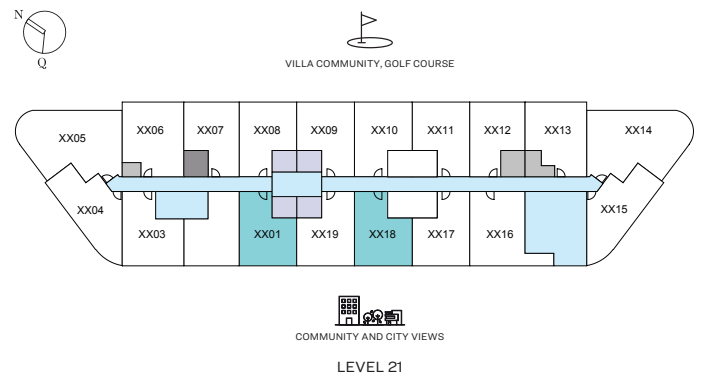
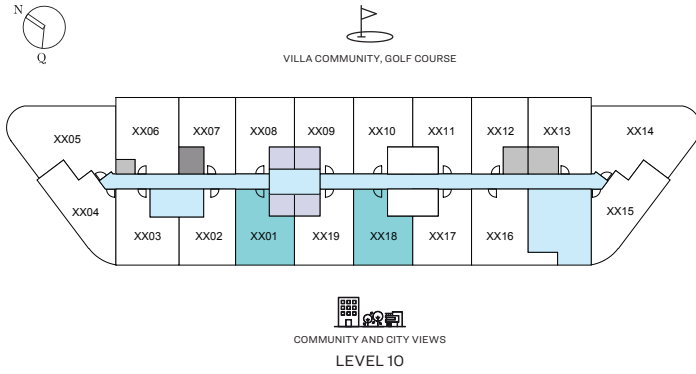
# 1 BEDROOM APARTMENT

TYPE A (with balcony)

## TOTAL SALEABLE AREA

SUITE RANGE = 486.31 - 496.54 SQ.FT.  
BALCONY RANGE = 52.96 - 54.47 SQ.FT.  
TOTAL RANGE = 540.67 - 549.61 SQ.FT.

UNIT



List of unit numbers with this unit plan:

## VIEWS

### Street View

B101, B118, B201, B218, B301, B318, B418

### Amenities

B401, B501, B601, B701, B801, B901, B1001, B1101, B1201, B1301, B1401, B1501, B1601, B1701, B1801, B1901

### Street View, Community

B518, B618

### Community

B718, B818, B918, B1018, B2101, B2201, B2301

### Community, City View

B1118, B1218, B1318, B1418, B1518, B1618, B1718, B1818, B1918, B2018, B2118, B2218, B2318, B2418, B2518, B2618, B2718, B2818, B2918, B3018, B3118, B3218, B3318, B3418

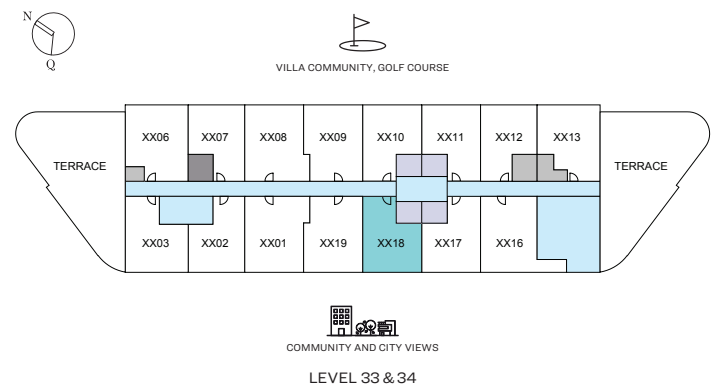
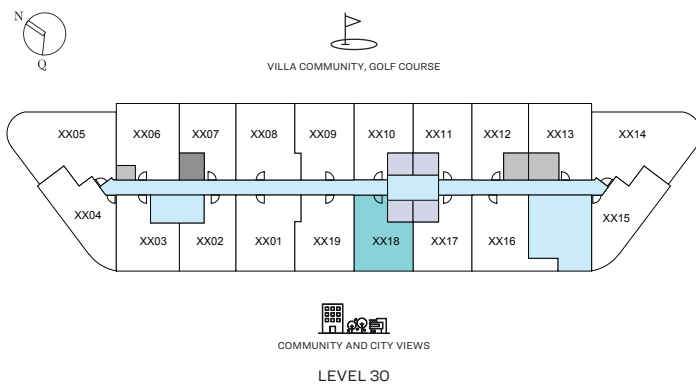
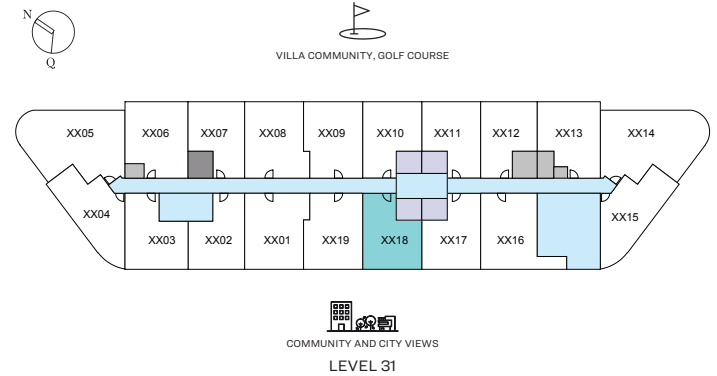
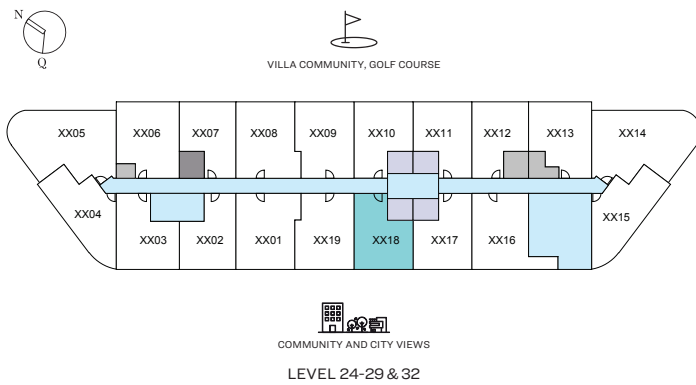
# 1 BEDROOM APARTMENT

TYPE A (with balcony)

## TOTAL SALEABLE AREA

SUITE RANGE = 486.31 - 496.54 SQ.FT.  
BALCONY RANGE = 52.96 - 54.47 SQ.FT.  
TOTAL RANGE = 540.67 - 549.61 SQ.FT.

UNIT



List of unit numbers with this unit plan:

## VIEWS

### Street View

B101, B118, B201, B218, B301, B318, B418

### Amenities

B401, B501, B601, B701, B801, B901, B1001, B1101, B1201, B1301, B1401, B1501, B1601, B1701, B1801, B1901

### Street View, Community

B518, B618

### Community

B718, B818, B918, B1018, B2101, B2201, B2301

### Community, City View

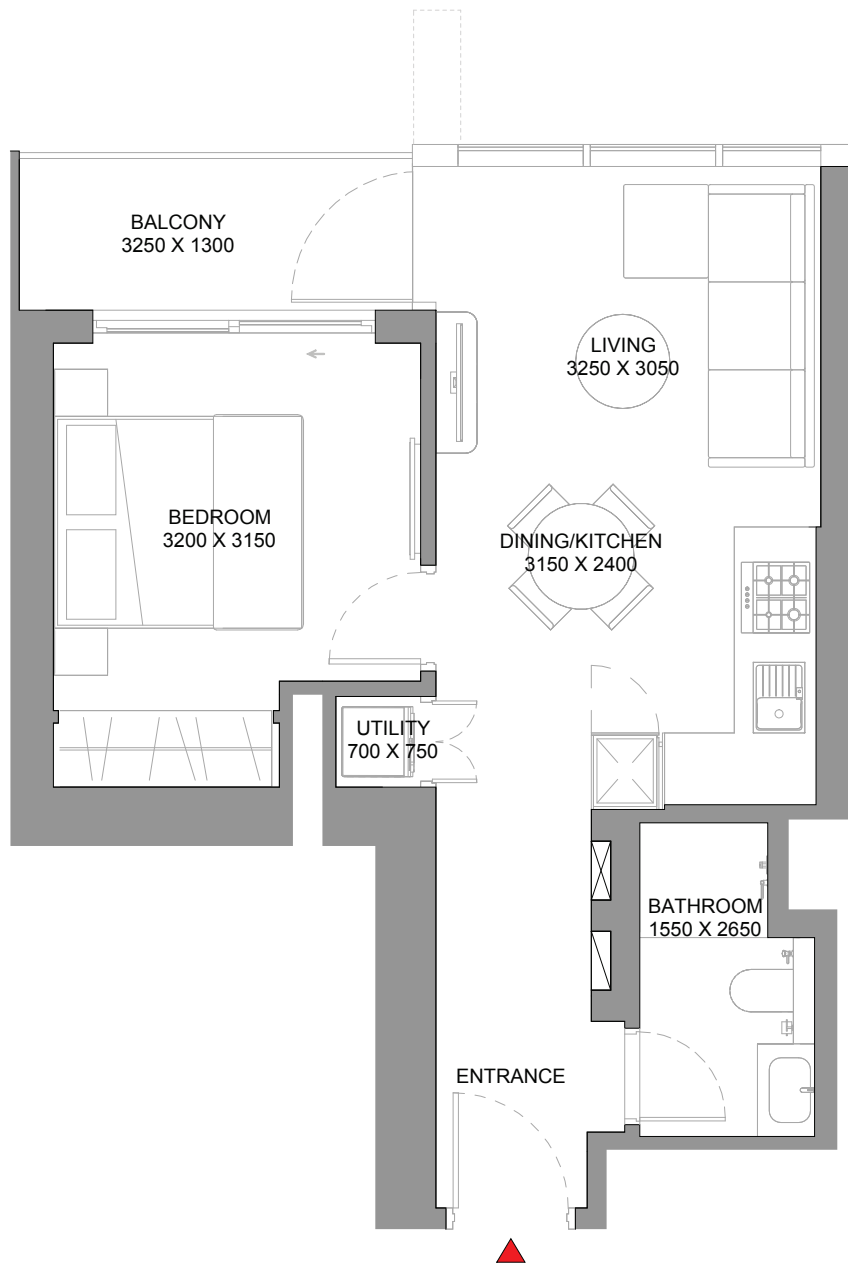
B1118, B1218, B1318, B1418, B1518, B1618, B1718, B1818, B1918, B2018, B2118, B2218, B2318, B2418, B2518, B2618, B2718, B2818, B2918, B3018, B3118, B3218, B3318, B3418

# 1 BEDROOM APARTMENT

TYPE A (with balcony)

## TOTAL SALEABLE AREA

SUITE RANGE = 486.31 - 496.54 SQ.FT.  
BALCONY RANGE = 52.96 - 54.47 SQ.FT.  
TOTAL RANGE = 540.67 - 549.61 SQ.FT.



List of unit numbers with this unit plan:

## VIEWS

### Street View

B101, B118, B201, B218, B301, B318, B418

### Amenities

B401, B501, B601, B701, B801, B901, B1001, B1101, B1201, B1301, B1401, B1501, B1601, B1701, B1801, B1901

### Street View, Community

B518, B618

### Community

B718, B818, B918, B1018, B2101, B2201, B2301

### Community, City View

B1118, B1218, B1318, B1418, B1518, B1618, B1718, B1818, B1918, B2018, B2118, B2218, B2318, B2418, B2518, B2618, B2718, B2818, B2918, B3018, B3118, B3218, B3318, B3418



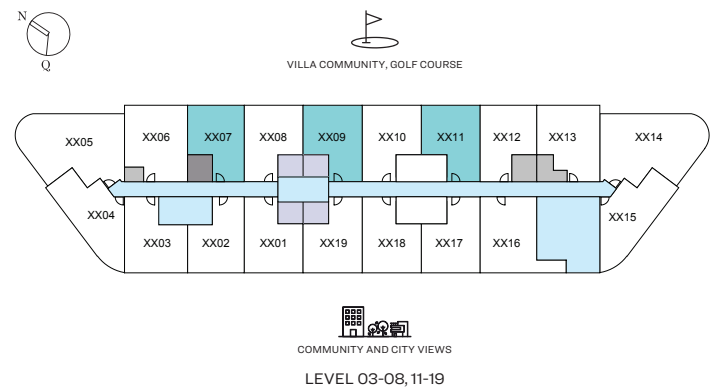
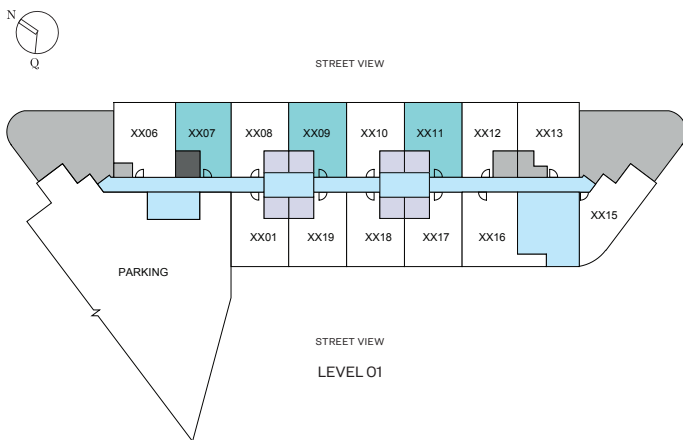
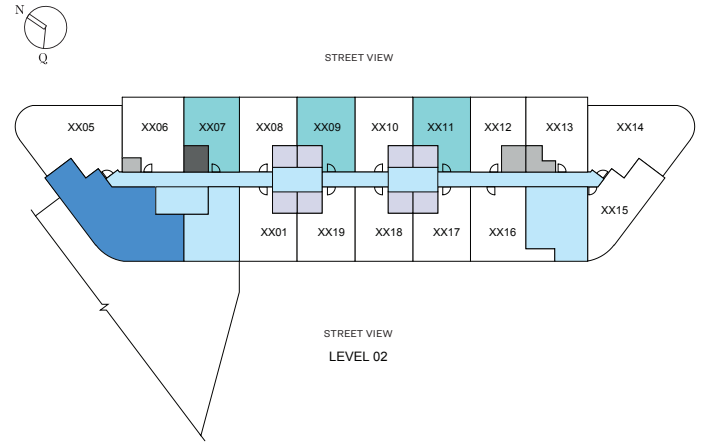
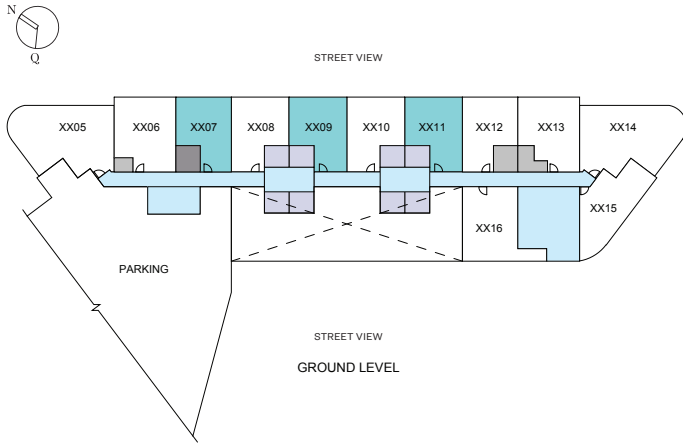
# 1 BEDROOM APARTMENT

TYPE A (with balcony) VARIANT 1

## TOTAL SALEABLE AREA

SUITE RANGE = 490.40 - 494.71 SQ.FT.  
 BALCONY RANGE = 52.96 - 54.36 SQ.FT.  
 TOTAL RANGE = 543.80 - 547.88 SQ.FT.

UNIT



List of unit numbers with this unit plan:

## VIEWS

### Street View

B007, B009, B011, B107, B109, B111, B207, B209, B211, B307, B309, B311

### Street View, Villa Community

B407, B409, B411

### Villa Community, Golf Course

B507, B509, B511, B607, B609, B611, B707, B709, B711, B807, B809, B811, B907, B909, B911, B1007, B1009, B1011, B1107, B1109, B1111, B1207, B1209, B1211, B1307, B1309, B1311, B1407, B1409, B1411, B1507, B1509, B1511, B1607, B1609, B1611, B1707, B1709, B1711, B1807, B1809, B1811, B1907, B1909, B1911, B2007, B2009, B2011, B2107, B2109, B2111, B2207, B2209, B2211, B2307, B2309, B2311, B2407, B2411, B2507, B2511, B2607, B2611, B2707, B2711, B2807, B2811, B2907, B2911, B3007, B3011, B3107, B3111, B3207, B3211, B3307, B3311, B3407, B3411

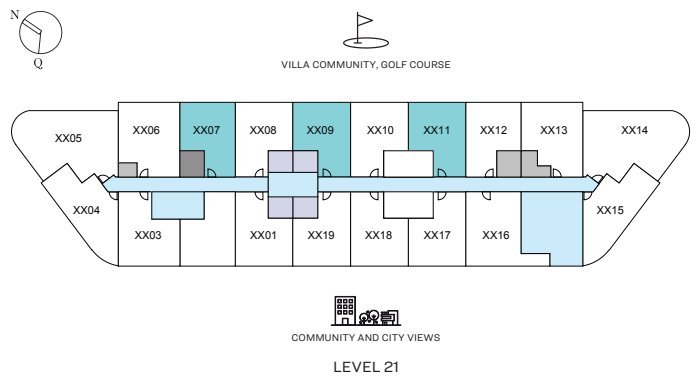
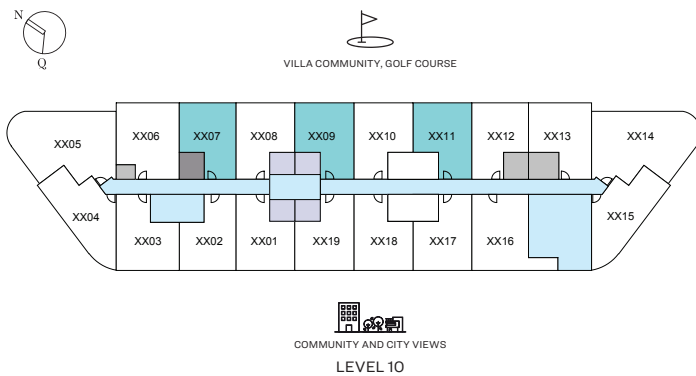
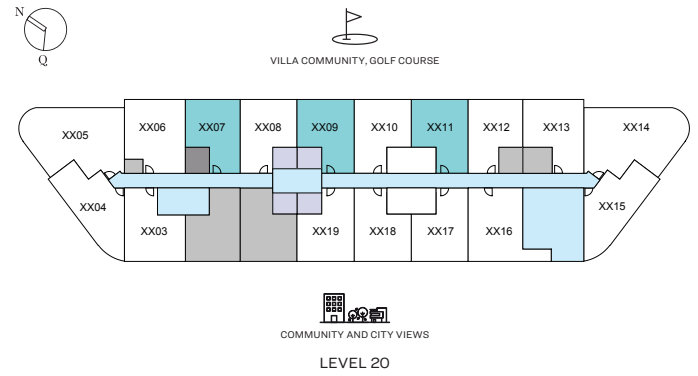
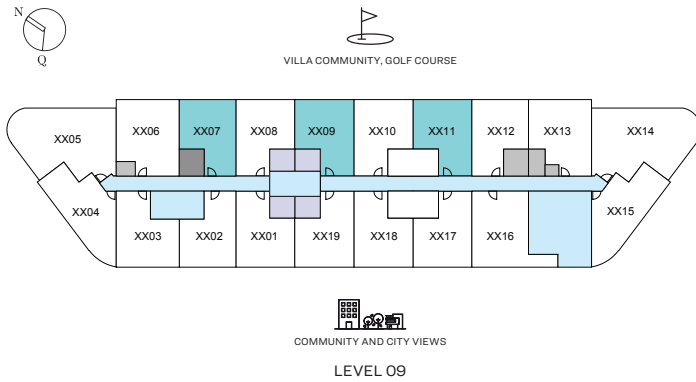
# 1 BEDROOM APARTMENT

TYPE A (with balcony) VARIANT 1

## TOTAL SALEABLE AREA

SUITE RANGE = 490.40 - 494.71 SQ.FT.  
BALCONY RANGE = 52.96 - 54.36 SQ.FT.  
TOTAL RANGE = 543.80 - 547.88 SQ.FT.

UNIT



List of unit numbers with this unit plan:

## VIEWS

### Street View

B007, B009, B011, B107, B109, B111, B207, B209, B211, B307, B309, B311

### Street View, Villa Community

B407, B409, B411

### Villa Community, Golf Course

B507, B509, B511, B607, B609, B611, B707, B709, B711, B807, B809, B811, B907, B909, B911, B1007, B1009, B1011, B1107, B1109, B1111, B1207, B1209, B1211, B1307, B1309, B1311, B1407, B1409, B1411, B1507, B1509, B1511, B1607, B1609, B1611, B1707, B1709, B1711, B1807, B1809, B1811, B1907, B1909, B1911, B2007, B2009, B2011, B2107, B2109, B2111, B2207, B2209, B2211, B2307, B2309, B2311, B2407, B2411, B2507, B2511, B2607, B2611, B2707, B2711, B2807, B2811, B2907, B2911, B3007, B3011, B3107, B3111, B3207, B3211, B3307, B3311, B3407, B3411

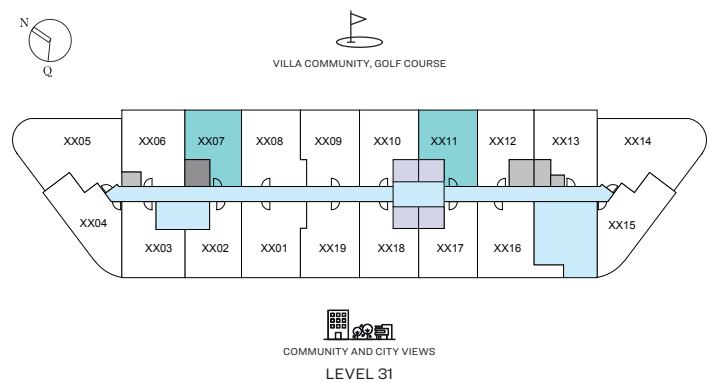
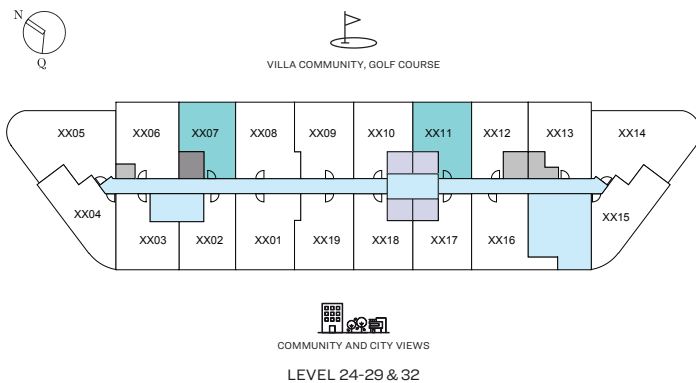
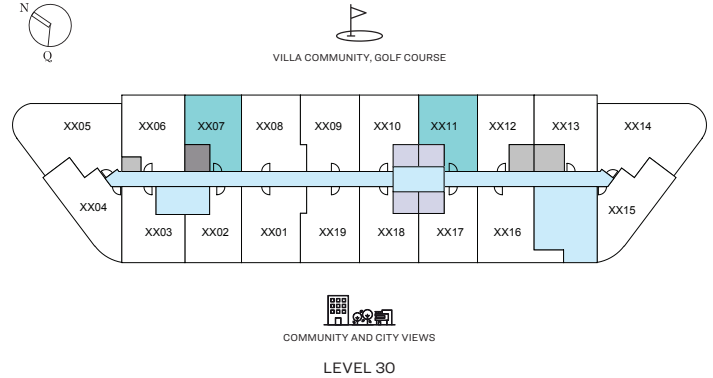
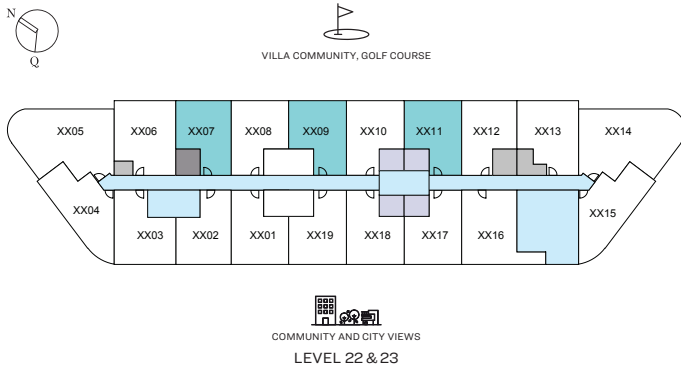
# 1 BEDROOM APARTMENT

TYPE A (with balcony) VARIANT 1

## TOTAL SALEABLE AREA

SUITE RANGE = 490.40 - 494.71 SQ.FT.  
BALCONY RANGE = 52.96 - 54.36 SQ.FT.  
TOTAL RANGE = 543.80 - 547.88 SQ.FT.

UNIT



List of unit numbers with this unit plan:

## VIEWS

### Street View

B007, B009, B011, B107, B109, B111, B207, B209, B211, B307, B309, B311

### Street View, Villa Community

B407, B409, B411

### Villa Community, Golf Course

B507, B509, B511, B607, B609, B611, B707, B709, B711, B807, B809, B811, B907, B909, B911, B1007, B1009, B1011, B1107, B1109, B1111, B1207, B1209, B1211, B1307, B1309, B1311, B1407, B1409, B1411, B1507, B1509, B1511, B1607, B1609, B1611, B1707, B1709, B1711, B1807, B1809, B1811, B1907, B1909, B1911, B2007, B2009, B2011, B2107, B2109, B2111, B2207, B2209, B2211, B2307, B2309, B2311, B2407, B2411, B2507, B2511, B2607, B2611, B2707, B2711, B2807, B2811, B2907, B2911, B3007, B3011, B3107, B3111, B3207, B3211, B3307, B3311, B3407, B3411

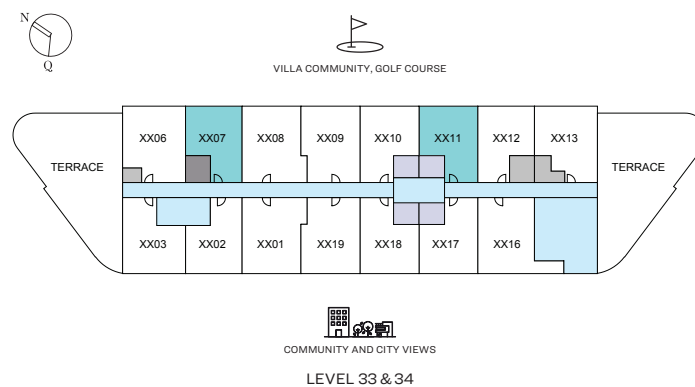
# 1 BEDROOM APARTMENT

TYPE A (with balcony) VARIANT 1

## TOTAL SALEABLE AREA

SUITE RANGE = 490.40 - 494.71 SQ.FT.  
BALCONY RANGE = 52.96 - 54.36 SQ.FT.  
TOTAL RANGE = 543.80 - 547.88 SQ.FT.

UNIT



List of unit numbers with this unit plan:

## VIEWS

### Street View

B007, B009, B011, B107, B109, B111, B207, B209, B211, B307, B309, B311

### Street View, Villa Community

B407, B409, B411

### Villa Community, Golf Course

B507, B509, B511, B607, B609, B611, B707, B709, B711, B807, B809, B811, B907, B909, B911, B1007, B1009, B1011, B1107, B1109, B1111, B1207, B1209, B1211, B1307, B1309, B1311, B1407, B1409, B1411, B1507, B1509, B1511, B1607, B1609, B1611, B1707, B1709, B1711, B1807, B1809, B1811, B1907, B1909, B1911, B2007, B2009, B2011, B2107, B2109, B2111, B2207, B2209, B2211, B2307, B2309, B2311, B2407, B2411, B2507, B2511, B2607, B2611, B2707, B2711, B2807, B2811, B2907, B2911, B3007, B3011, B3107, B3111, B3207, B3211, B3307, B3311, B3407, B3411

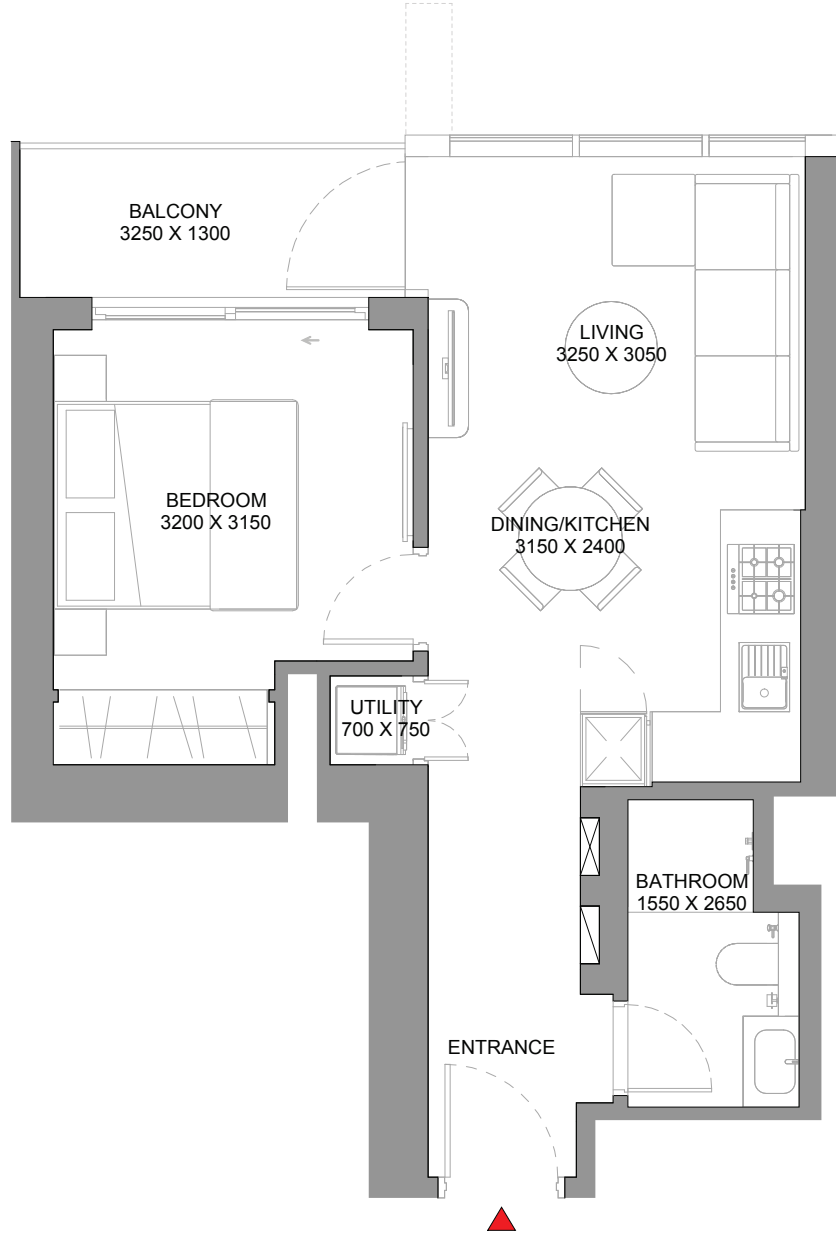
Disclaimer: 1. All dimensions are in metric, measured to wall finishes. 2. All materials, dimensions & drawings are approximate. 3. Information is subject to change without notice, at developer's absolute discretion. 4. Actual area may vary from the stated area. 5. Drawing are not to scale. 6. All images used are for illustrative purpose only and do not represent the actual size, features, specifications, fittings and furnishings. 7. The developer reserves the right to make revisions/ alterations, at its absolute discretion, without any liability whatsoever.

# 1 BEDROOM APARTMENT

TYPE A (with balcony) VARIANT 1

## TOTAL SALEABLE AREA

SUITE RANGE = 490.40 - 494.71 SQ.FT.  
BALCONY RANGE = 52.96 - 54.36 SQ.FT.  
TOTAL RANGE = 543.80 - 547.88 SQ.FT.



List of unit numbers with this unit plan:

## VIEWS

### Street View

B007, B009, B011, B107, B109, B111, B207, B209, B211, B307, B309, B311

### Street View, Villa Community

B407, B409, B411

### Villa Community, Golf Course

B507, B509, B511, B607, B609, B611, B707, B709, B711, B807, B809, B811, B907, B909, B911, B1007, B1009, B1011, B1107, B1109, B1111, B1207, B1209, B1211, B1307, B1309, B1311, B1407, B1409, B1411, B1507, B1509, B1511, B1607, B1609, B1611, B1707, B1709, B1711, B1807, B1809, B1811, B1907, B1909, B1911, B2007, B2009, B2011, B2107, B2109, B2111, B2207, B2209, B2211, B2307, B2309, B2311, B2407, B2411, B2507, B2511, B2607, B2611, B2707, B2711, B2807, B2811, B2907, B2911, B3007, B3011, B3107, B3111, B3207, B3211, B3307, B3311, B3407, B3411



# 1 BEDROOM APARTMENT

TYPE A (with balcony) VARIANT 2

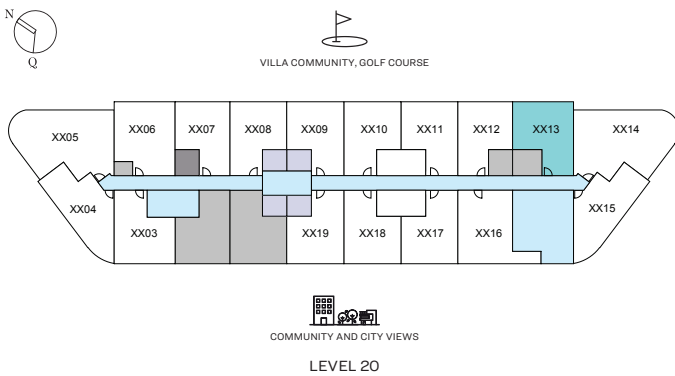
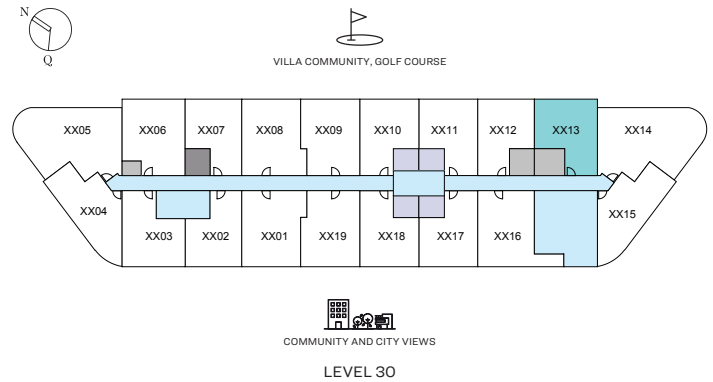
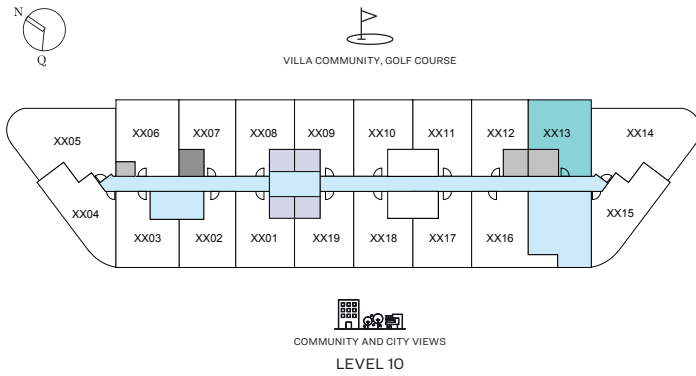
**TOTAL SALEABLE AREA**

SUITE = 486.74 SQ.FT.

BALCONY = 54.36 SQ.FT.

TOTAL = 541.10 SQ.FT.

UNIT



List of unit numbers with this unit plan:

## VIEWS

Villa Community, Golf Course

B1013, B2013, B3013

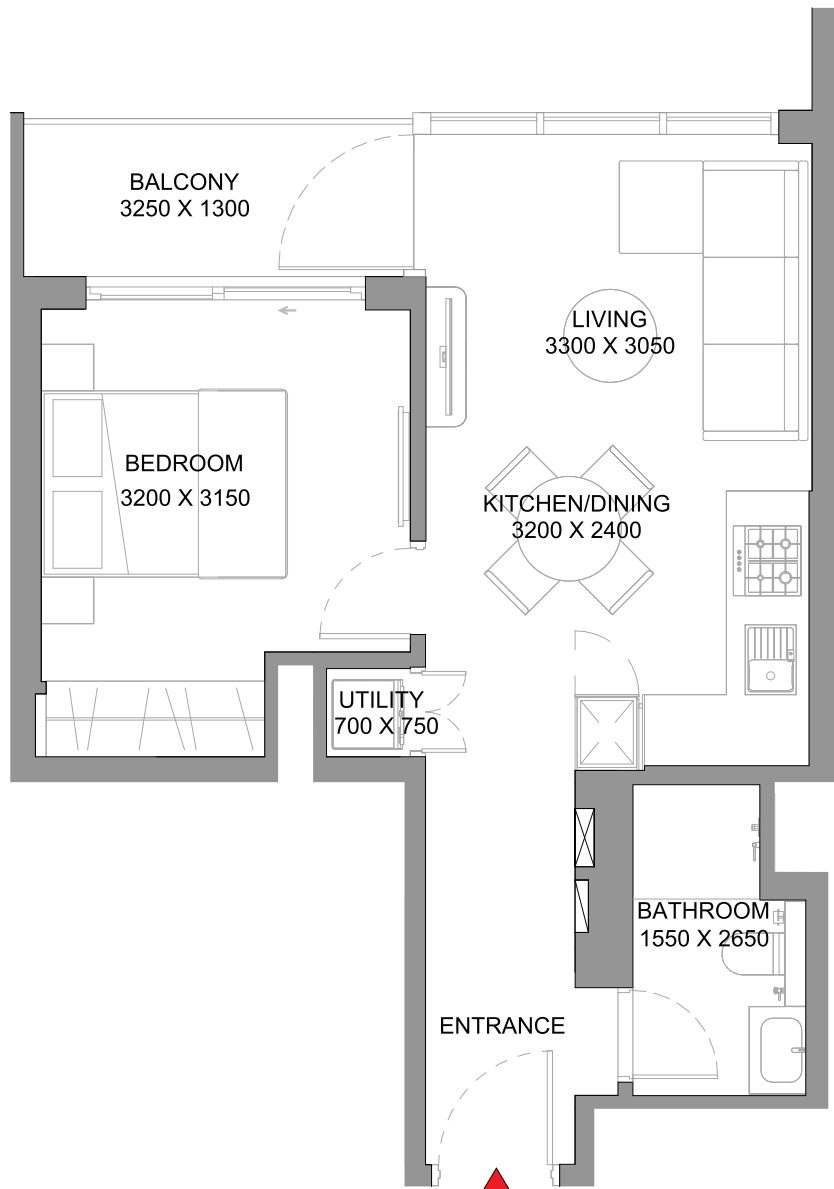
Disclaimer: 1. All dimensions are in metric, measured to wall finishes. 2. All materials, dimensions & drawings are approximate. 3. Information is subject to change without notice, at developer's absolute discretion. 4. Actual area may vary from the stated area. 5. Drawing are not to scale. 6. All images used are for illustrative purpose only and do not represent the actual size, features, specifications, fittings and furnishings. 7. The developer reserves the right to make revisions/ alterations, at its absolute discretion, without any liability whatsoever.

# 1 BEDROOM APARTMENT

TYPE A (with balcony) VARIANT 2

## TOTAL SALEABLE AREA

SUITE = 486.74 SQ.FT.  
BALCONY = 54.36 SQ.FT.  
TOTAL = 541.10 SQ.FT.



List of unit numbers with this unit plan:

## VIEWS

Villa Community, Golf Course  
B1013, B2013, B3013

Disclaimer: 1. All dimensions are in metric, measured to wall finishes. 2. All materials, dimensions & drawings are approximate. 3. Information is subject to change without notice, at developer's absolute discretion. 4. Actual area may vary from the stated area. 5. Drawing are not to scale. 6. All images used are for illustrative purpose only and do not represent the actual size, features, specifications, fittings and furnishings. 7. The developer reserves the right to make revisions/ alterations, at its absolute discretion, without any liability whatsoever.

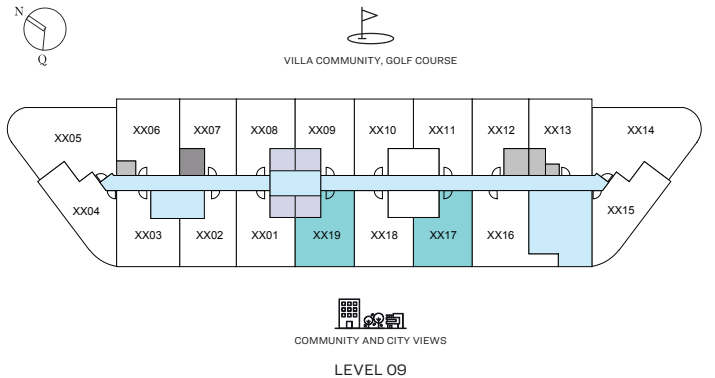
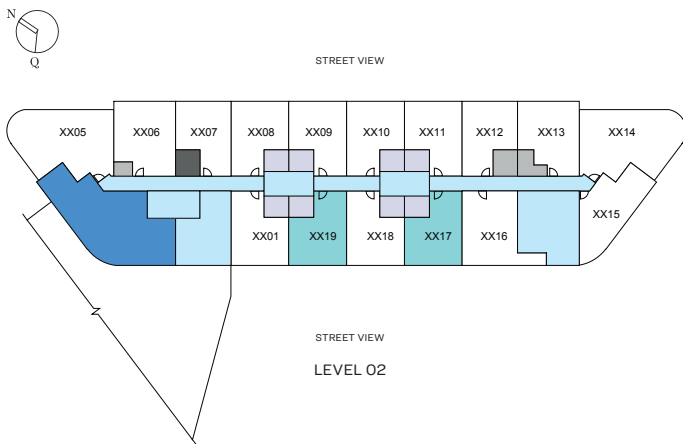
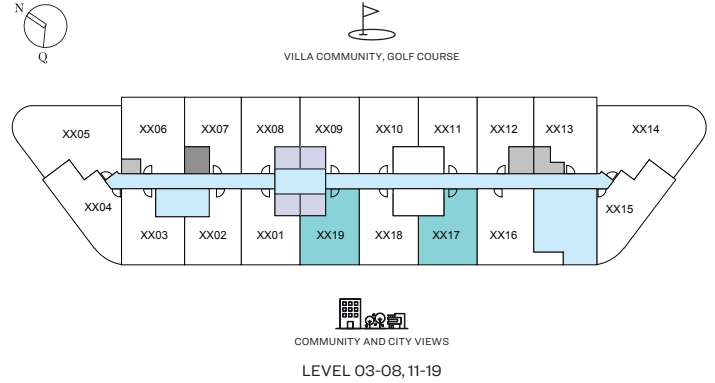
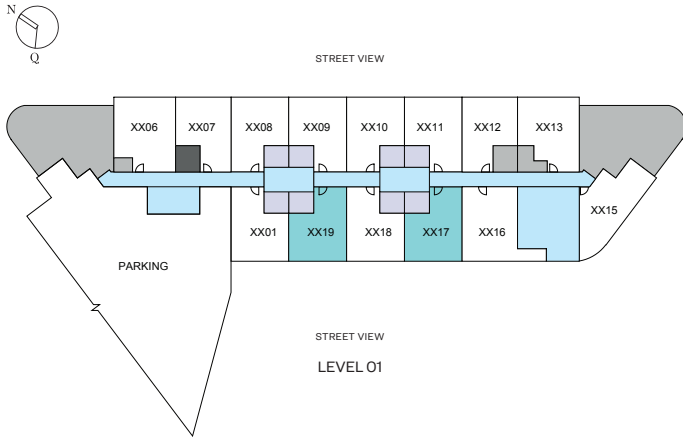
# 1 BEDROOM APARTMENT

TYPE B (with balcony)

## TOTAL SALEABLE AREA

SUITE RANGE = 487.17 - 496.32 SQ.FT.  
 BALCONY RANGE = 52.96 - 54.47 SQ.FT.  
 TOTAL RANGE = 541.53 - 549.28 SQ.FT.

UNIT



List of unit numbers with this unit plan:

## VIEWS

### Street View

B117, B119, B217, B219, B317, B319, B417, B419

### Street View, Community

B517, B519, B617, B619

### Community

B717, B719, B817, B819, B917, B919, B1017, B1019

### Community, City View

B1117, B1119, B1217, B1219, B1317, B1319, B1417, B1419, B1517, B1519, B1617, B1619, B1717, B1719, B1817, B1819, B1917, B1919, B2017, B2019, B2117, B2119, B2217, B2219, B2317, B2319, B2417, B2517, B2617, B2717, B2817, B2917, B3017, B3117, B3217, B3317, B3417

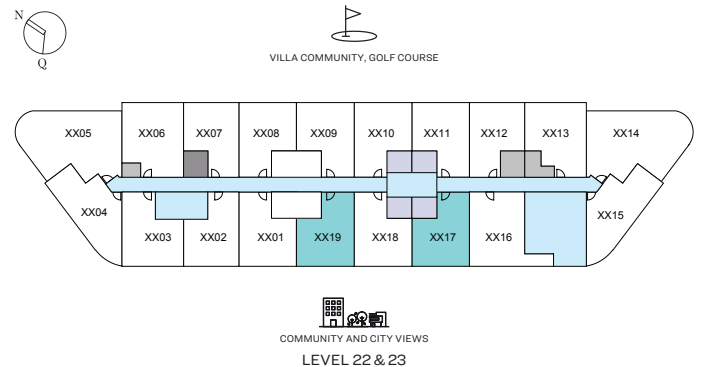
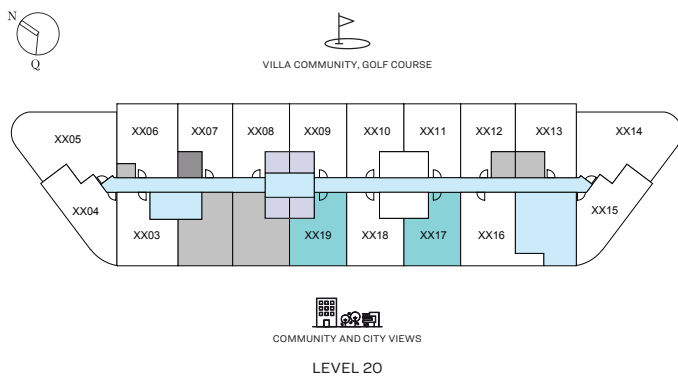
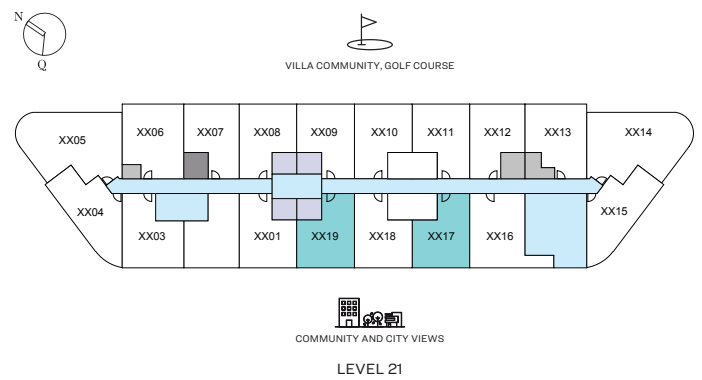
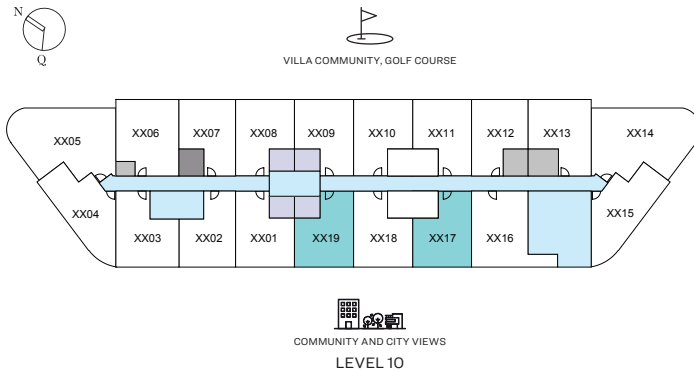
# 1 BEDROOM APARTMENT

TYPE B (with balcony)

## TOTAL SALEABLE AREA

SUITE RANGE = 487.17 - 496.32 SQ.FT.  
BALCONY RANGE = 52.96 - 54.47 SQ.FT.  
TOTAL RANGE = 541.53 - 549.28 SQ.FT.

UNIT



List of unit numbers with this unit plan:

## VIEWS

### Street View

B117, B119, B217, B219, B317, B319, B417, B419

### Street View, Community

B517, B519, B617, B619

### Community

B717, B719, B817, B819, B917, B919, B1017, B1019

### Community, City View

B1117, B1119, B1217, B1219, B1317, B1319, B1417, B1419, B1517, B1519, B1617, B1619, B1717, B1719, B1817, B1819, B1917, B1919, B2017, B2019, B2117, B2119, B2217, B2219, B2317, B2319, B2417, B2517, B2617, B2717, B2817, B2917, B3017, B3117, B3217, B3317, B3417

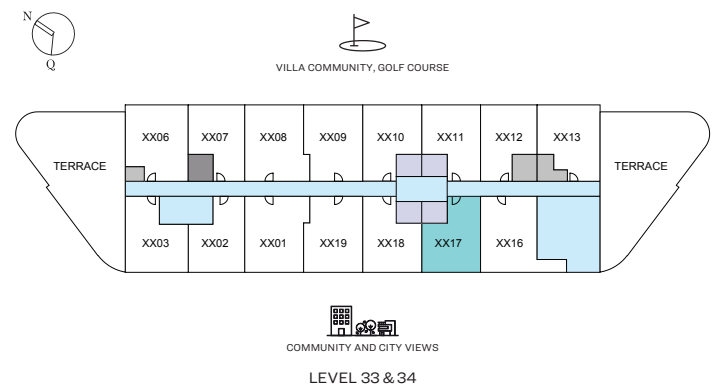
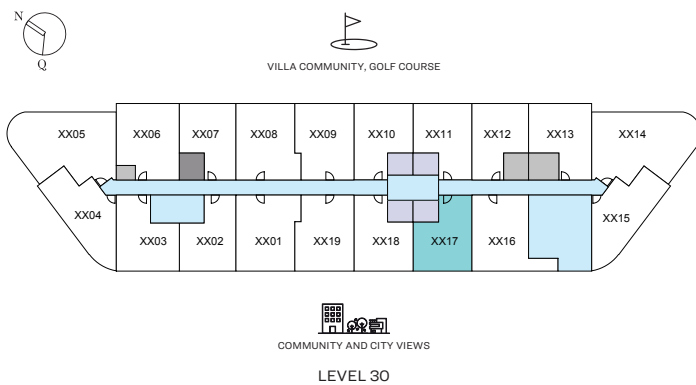
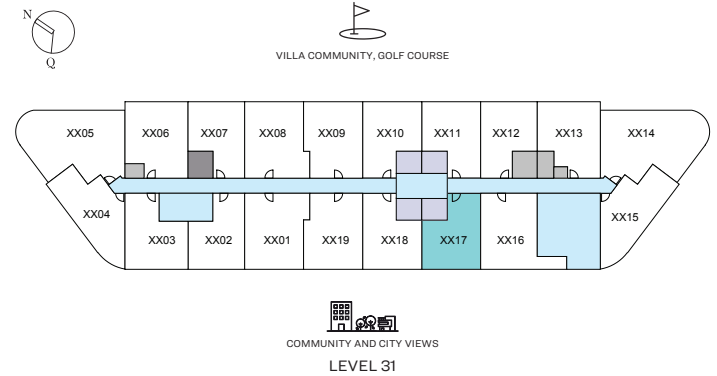
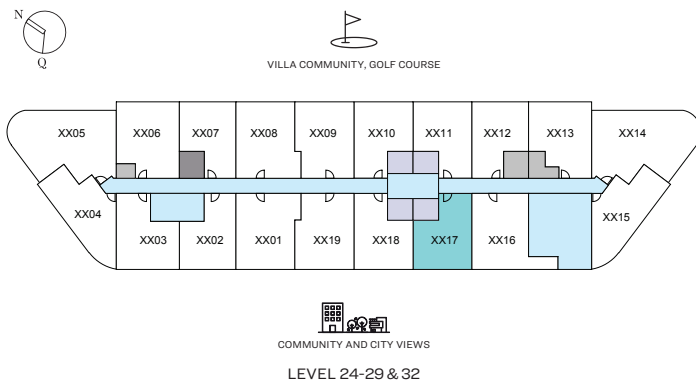
# 1 BEDROOM APARTMENT

TYPE B (with balcony)

## TOTAL SALEABLE AREA

SUITE RANGE = 487.17 - 496.32 SQ.FT.  
BALCONY RANGE = 52.96 - 54.47 SQ.FT.  
TOTAL RANGE = 541.53 - 549.28 SQ.FT.

UNIT



List of unit numbers with this unit plan:

## VIEWS

### Street View

B117, B119, B217, B219, B317, B319, B417, B419

### Street View, Community

B517, B519, B617, B619

### Community

B717, B719, B817, B819, B917, B919, B1017, B1019

### Community, City View

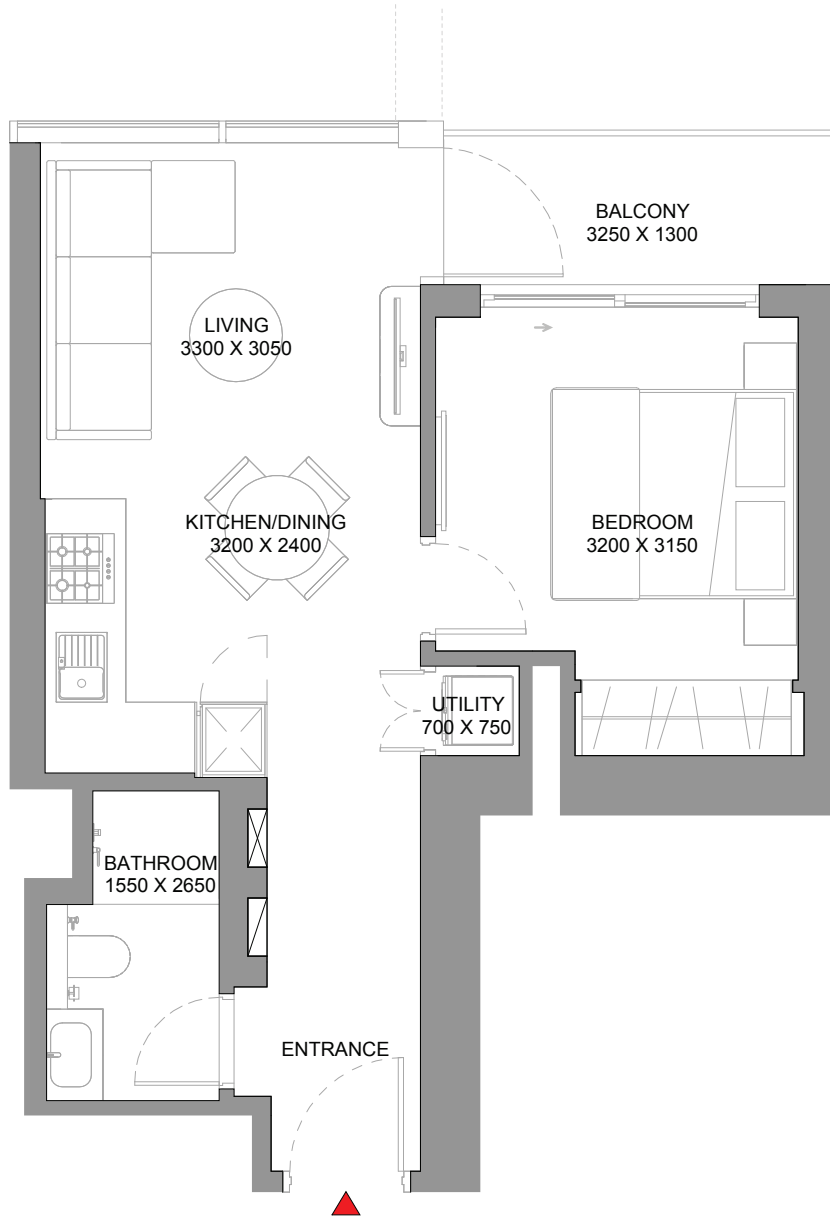
B1117, B1119, B1217, B1219, B1317, B1319, B1417, B1419, B1517, B1519, B1617, B1619, B1717, B1719, B1817, B1819, B1917, B1919, B2017, B2019, B2117, B2119, B2217, B2219, B2317, B2319, B2417, B2517, B2617, B2717, B2817, B2917, B3017, B3117, B3217, B3317, B3417

# 1 BEDROOM APARTMENT

TYPE B (with balcony)

## TOTAL SALEABLE AREA

SUITE RANGE = 487.17 - 496.32 SQ.FT.  
BALCONY RANGE = 52.96 - 54.47 SQ.FT.  
TOTAL RANGE = 541.53 - 549.28 SQ.FT.



List of unit numbers with this unit plan:

## VIEWS

### Street View

B117, B119, B217, B219, B317, B319, B417, B419

### Street View, Community

B517, B519, B617, B619

### Community

B717, B719, B817, B819, B917, B919, B1017, B1019

### Community, City View

B1117, B1119, B1217, B1219, B1317, B1319, B1417, B1419, B1517, B1519, B1617, B1619, B1717, B1719, B1817, B1819, B1917, B1919, B2017, B2019, B2117, B2119, B2217, B2219, B2317, B2319, B2417, B2517, B2617, B2717, B2817, B2917, B3017, B3117, B3217, B3317, B3417



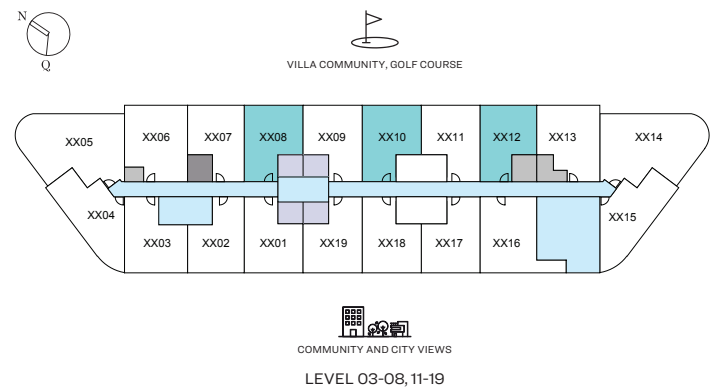
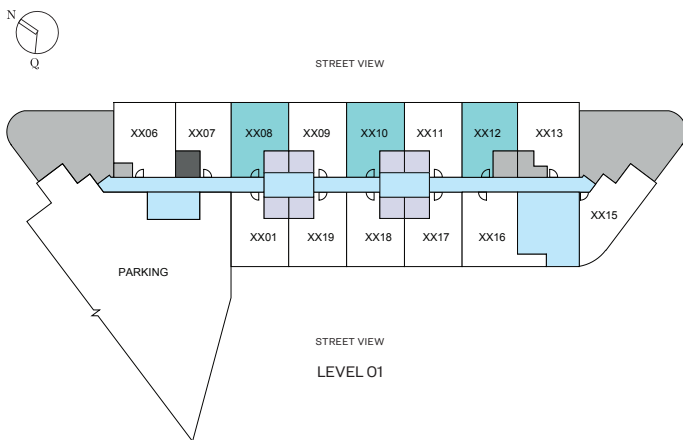
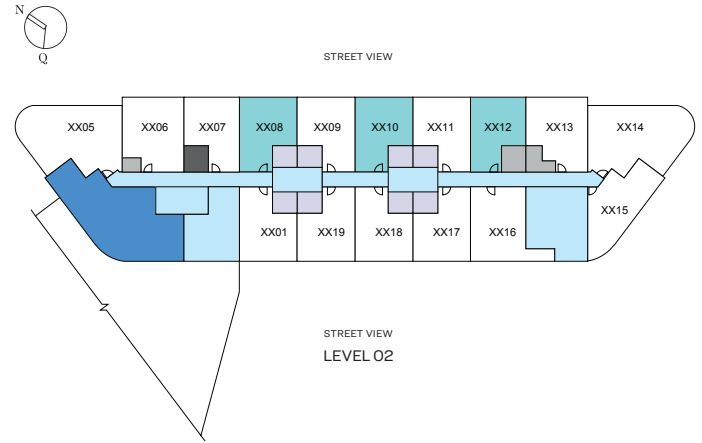
# 1 BEDROOM APARTMENT

TYPE B (with balcony) VARIANT 1

## TOTAL SALEABLE AREA

SUITE RANGE = 488.25 - 494.92 SQ.FT.  
 BALCONY RANGE = 52.85 - 54.36 SQ.FT.  
 TOTAL RANGE = 542.07 - 547.88 SQ.FT.

UNIT



List of unit numbers with this unit plan:

## VIEWS

### Street View

B008, B010, B012, B108, B110, B112, B208, B210, B212, B308, B310, B312

### Street View, Villa Community

B408, B410, B412

### Villa Community, Golf Course

B508, B510, B512, B608, B610, B612, B708, B710, B712, B808, B810, B812, B908, B910, B912, B1008, B1010, B1012, B1108, B1110, B1112, B1208, B1210, B1212, B1308, B1310, B1312, B1408, B1410, B1412, B1508, B1510, B1512, B1608, B1610, B1612, B1708, B1710, B1712, B1808, B1810, B1812, B1908, B1910, B1912, B2008, B2010, B2012, B2108, B2110, B2112, B2208, B2210, B2212, B2308, B2310, B2312, B2410, B2412, B2510, B2512, B2610, B2612, B2710, B2712, B2810, B2812, B2910, B2912, B3010, B3012, B3110, B3112, B3210, B3212, B3310, B3312, B3410, B3412

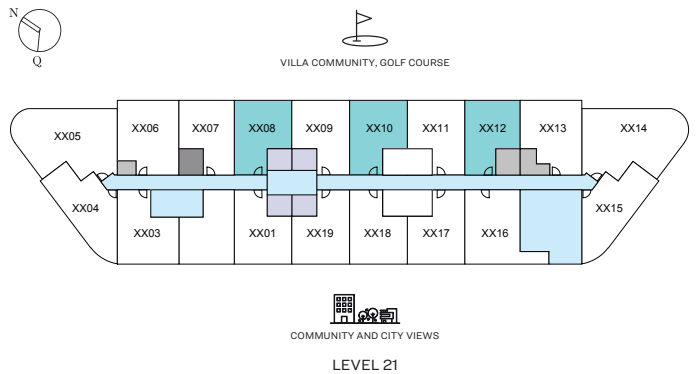
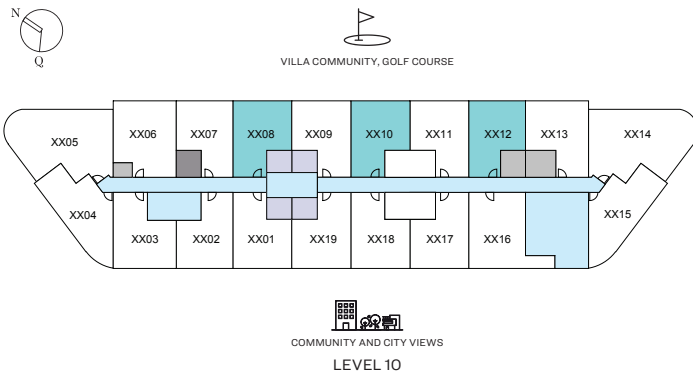
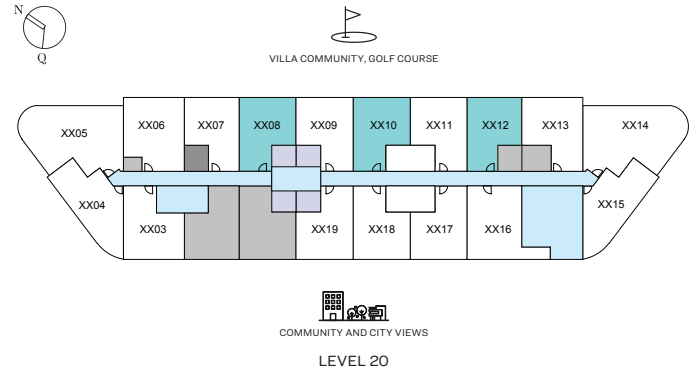
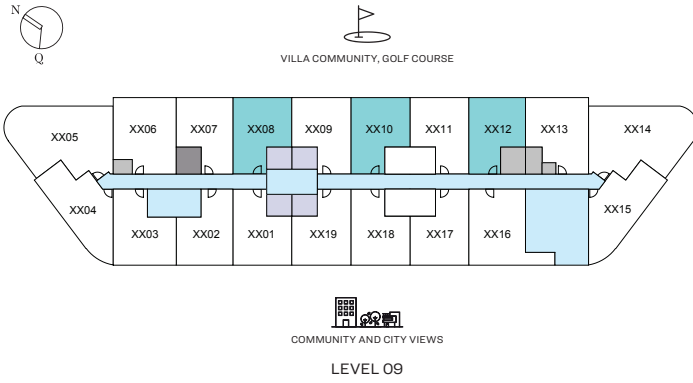
# 1 BEDROOM APARTMENT

TYPE B (with balcony) VARIANT 1

## TOTAL SALEABLE AREA

SUITE RANGE = 488.25 - 494.92 SQ.FT.  
BALCONY RANGE = 52.85 - 54.36 SQ.FT.  
TOTAL RANGE = 542.07 - 547.88 SQ.FT.

UNIT



List of unit numbers with this unit plan:

## VIEWS

### Street View

B008, B010, B012, B108, B110, B112, B208, B210, B212, B308, B310, B312

### Street View, Villa Community

B408, B410, B412

### Villa Community, Golf Course

B508, B510, B512, B608, B610, B612, B708, B710, B712, B808, B810, B812, B908, B910, B912, B1008, B1010, B1012, B1108, B1110, B1112, B1208, B1210, B1212, B1308, B1310, B1312, B1408, B1410, B1412, B1508, B1510, B1512, B1608, B1610, B1612, B1708, B1710, B1712, B1808, B1810, B1812, B1908, B1910, B1912, B2008, B2010, B2012, B2108, B2110, B2112, B2208, B2210, B2212, B2308, B2310, B2312, B2410, B2412, B2510, B2512, B2610, B2612, B2710, B2712, B2810, B2812, B2910, B2912, B3010, B3012, B3110, B3112, B3210, B3212, B3310, B3312, B3410, B3412

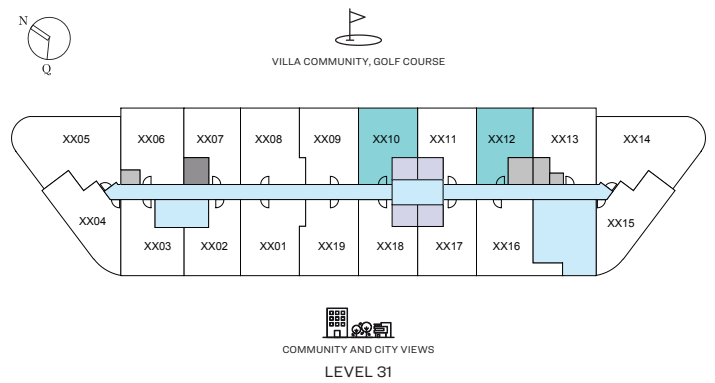
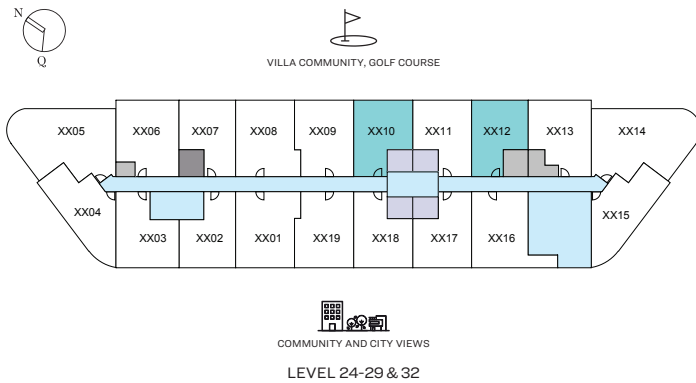
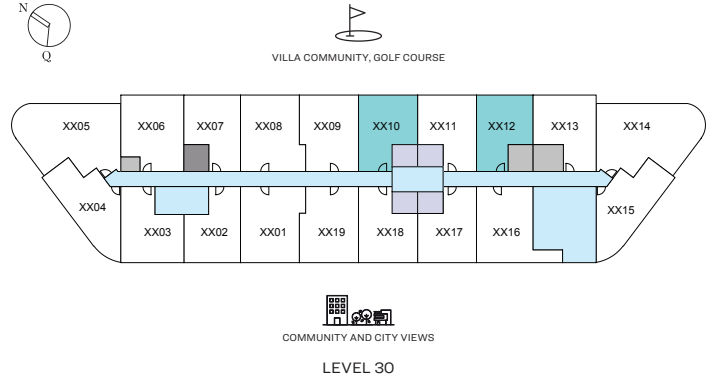
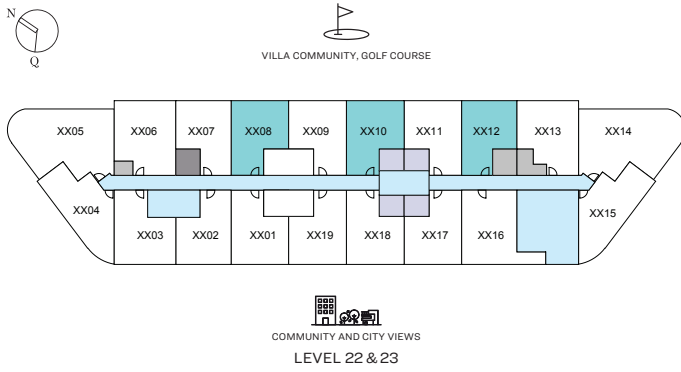
# 1 BEDROOM APARTMENT

TYPE B (with balcony) VARIANT 1

## TOTAL SALEABLE AREA

SUITE RANGE = 488.25 - 494.92 SQ.FT.  
BALCONY RANGE = 52.85 - 54.36 SQ.FT.  
TOTAL RANGE = 542.07 - 547.88 SQ.FT.

UNIT



List of unit numbers with this unit plan:

## VIEWS

### Street View

B008, B010, B012, B108, B110, B112, B208, B210, B212, B308, B310, B312

### Street View, Villa Community

B408, B410, B412

### Villa Community, Golf Course

B508, B510, B512, B608, B610, B612, B708, B710, B712, B808, B810, B812, B908, B910, B912, B1008, B1010, B1012, B1108, B1110, B1112, B1208, B1210, B1212, B1308, B1310, B1312, B1408, B1410, B1412, B1508, B1510, B1512, B1608, B1610, B1612, B1708, B1710, B1712, B1808, B1810, B1812, B1908, B1910, B1912, B2008, B2010, B2012, B2108, B2110, B2112, B2208, B2210, B2212, B2308, B2310, B2312, B2410, B2412, B2510, B2512, B2610, B2612, B2710, B2712, B2810, B2812, B2910, B2912, B3010, B3012, B3110, B3112, B3210, B3212, B3310, B3312, B3410, B3412

# 1 BEDROOM APARTMENT

TYPE B (with balcony) VARIANT 1

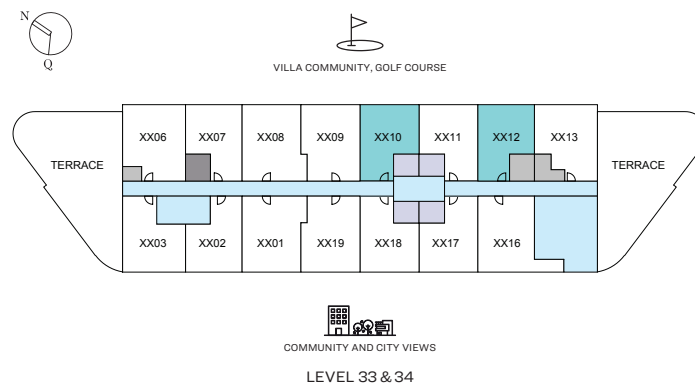
## TOTAL SALEABLE AREA

SUITE RANGE = 488.25 - 494.92 SQ.FT.

BALCONY RANGE = 52.85 - 54.36 SQ.FT.

TOTAL RANGE = 542.07 - 547.88 SQ.FT.

UNIT



List of unit numbers with this unit plan:

## VIEWS

### Street View

B008, B010, B012, B108, B110, B112, B208, B210, B212, B308, B310, B312

### Street View, Villa Community

B408, B410, B412

### Villa Community, Golf Course

B508, B510, B512, B608, B610, B612, B708, B710, B712, B808, B810, B812, B908, B910, B912, B1008, B1010, B1012, B1108, B1110, B1112, B1208, B1210, B1212, B1308, B1310, B1312, B1408, B1410, B1412, B1508, B1510, B1512, B1608, B1610, B1612, B1708, B1710, B1712, B1808, B1810, B1812, B1908, B1910, B1912, B2008, B2010, B2012, B2108, B2110, B2112, B2208, B2210, B2212, B2308, B2310, B2312, B2410, B2412, B2510, B2512, B2610, B2612, B2710, B2712, B2810, B2812, B2910, B2912, B3010, B3012, B3110, B3112, B3210, B3212, B3310, B3312, B3410, B3412

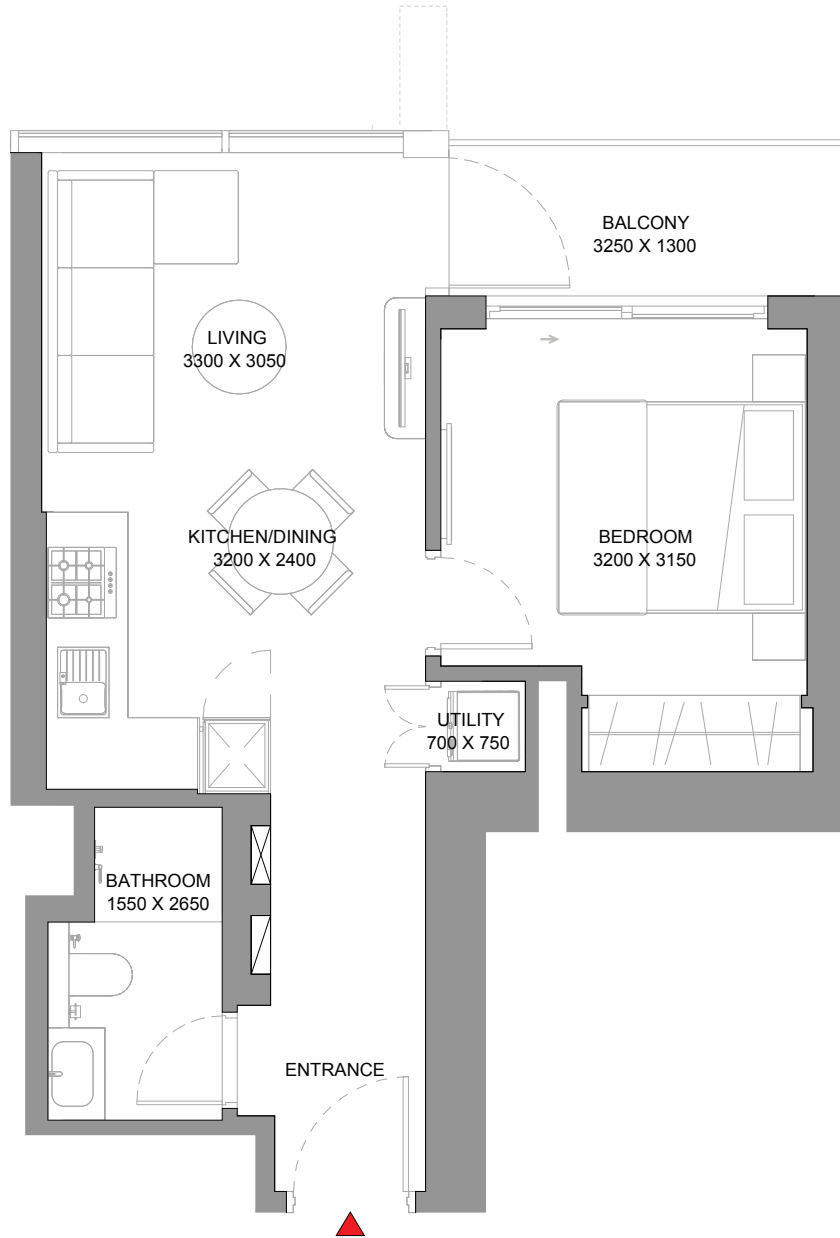
Disclaimer: 1. All dimensions are in metric, measured to wall finishes. 2. All materials, dimensions & drawings are approximate. 3. Information is subject to change without notice, at developer's absolute discretion. 4. Actual area may vary from the stated area. 5. Drawing are not to scale. 6. All images used are for illustrative purpose only and do not represent the actual size, features, specifications, fittings and furnishings. 7. The developer reserves the right to make revisions/ alterations, at its absolute discretion, without any liability whatsoever.

# 1 BEDROOM APARTMENT

TYPE B (with balcony) VARIANT 1

## TOTAL SALEABLE AREA

SUITE RANGE = 488.25 - 494.92 SQ.FT.  
BALCONY RANGE = 52.85 - 54.36 SQ.FT.  
TOTAL RANGE = 542.07 - 547.88 SQ.FT.



List of unit numbers with this unit plan:

## VIEWS

### Street View

B008, B010, B012, B108, B110, B112, B208, B210, B212, B308, B310, B312

### Street View, Villa Community

B408, B410, B412

### Villa Community, Golf Course

B508, B510, B512, B608, B610, B612, B708, B710, B712, B808, B810, B812, B908, B910, B912, B1008, B1010, B1012, B1108, B1110, B1112, B1208, B1210, B1212, B1308, B1310, B1312, B1408, B1410, B1412, B1508, B1510, B1512, B1608, B1610, B1612, B1708, B1710, B1712, B1808, B1810, B1812, B1908, B1910, B1912, B2008, B2010, B2012, B2108, B2110, B2112, B2208, B2210, B2212, B2308, B2310, B2312, B2410, B2412, B2510, B2512, B2610, B2612, B2710, B2712, B2810, B2812, B2910, B2912, B3010, B3012, B3110, B3112, B3210, B3212, B3310, B3312, B3410, B3412



# 1 BEDROOM APARTMENT

TYPE D (with balcony)

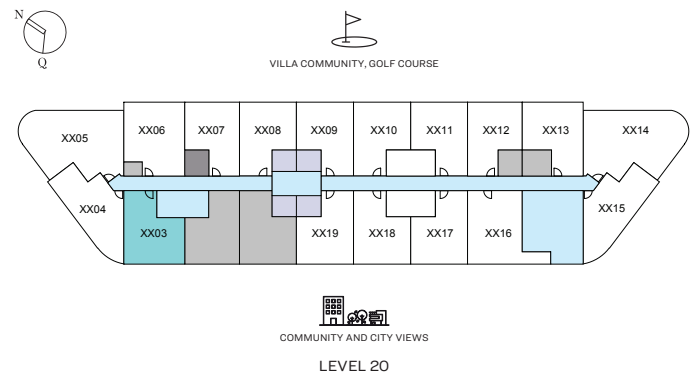
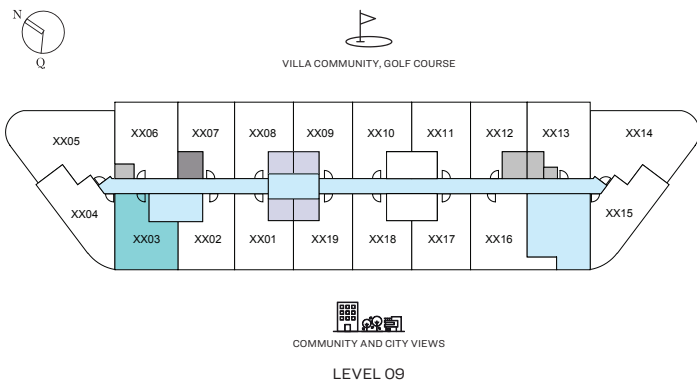
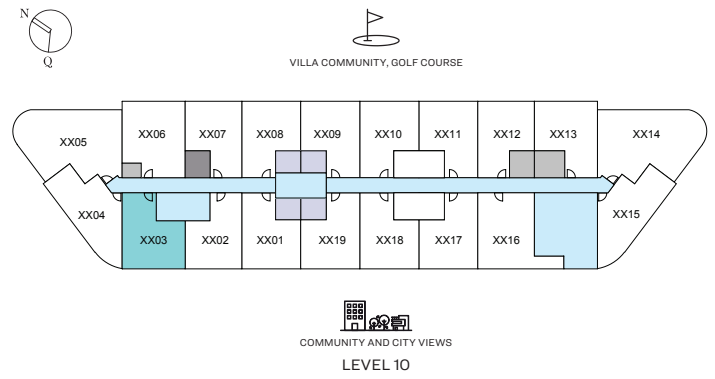
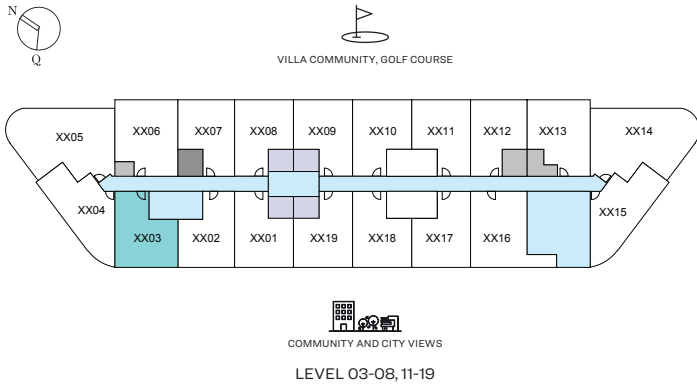
## TOTAL SALEABLE AREA

SUITE RANGE = 487.17 - 490.30 SQ.FT.

BALCONY RANGE = 53.17 - 54.36 SQ.FT.

TOTAL RANGE = 541.20 - 543.47 SQ.FT.

UNIT



List of unit numbers with this unit plan:

## VIEWS

### Street View

B303

### Amenities

B403, B503, B603, B703, B803, B903, B1003, B1103, B1203, B1303, B1403, B1503, B1603, B1703, B1803, B1903, B2003

### Community

B2103, B2203, B2303, B2403, B2503, B2603, B2703, B2803, B2903, B3003, B3103, B3203, B3303, B3403

Disclaimer: 1. All dimensions are in metric, measured to wall finishes. 2. All materials, dimensions & drawings are approximate. 3. Information is subject to change without notice, at developer's absolute discretion. 4. Actual area may vary from the stated area. 5. Drawing are not to scale. 6. All images used are for illustrative purpose only and do not represent the actual size, features, specifications, fittings and furnishings. 7. The developer reserves the right to make revisions/ alterations, at its absolute discretion, without any liability whatsoever.

# 1 BEDROOM APARTMENT

TYPE D (with balcony)

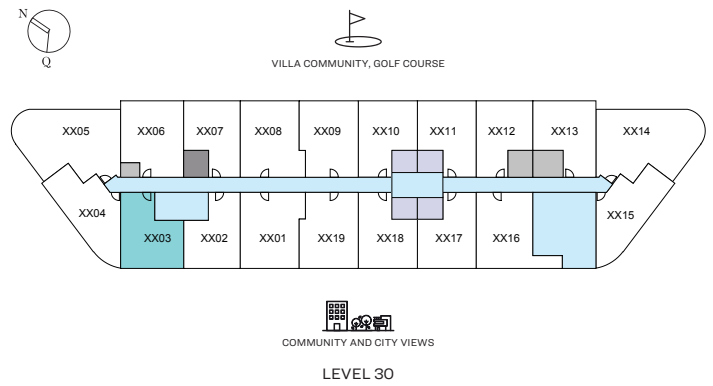
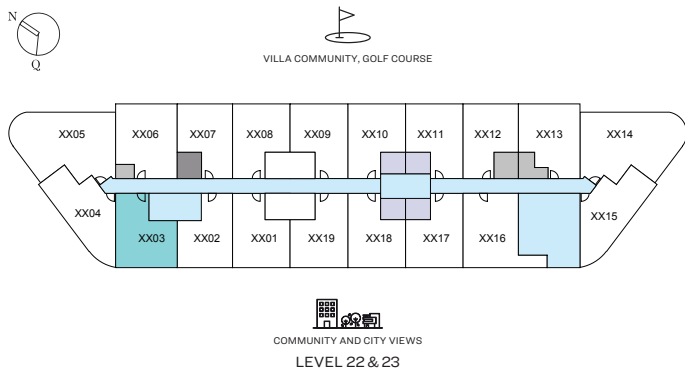
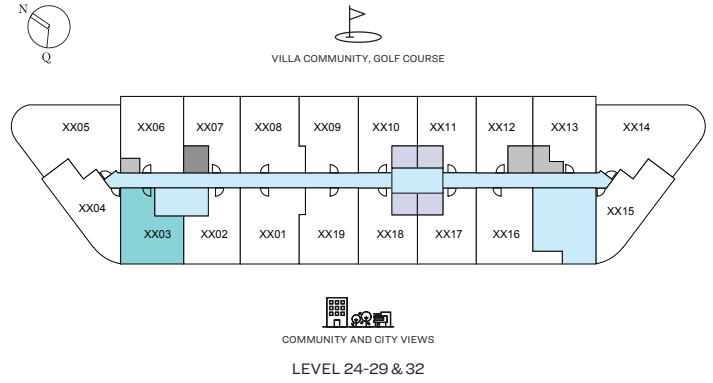
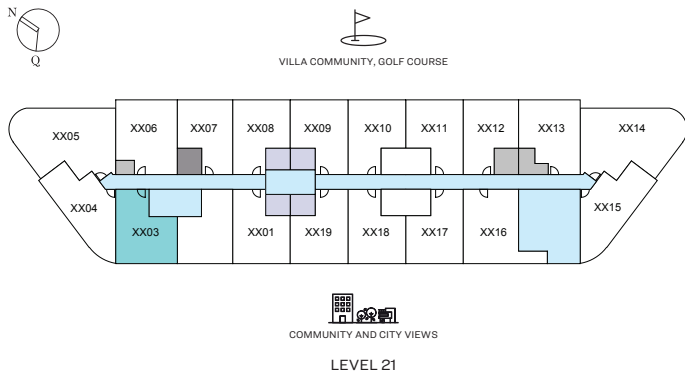
## TOTAL SALEABLE AREA

SUITE RANGE = 487.17 - 490.30 SQ.FT.

BALCONY RANGE = 53.17 - 54.36 SQ.FT.

TOTAL RANGE = 541.20 - 543.47 SQ.FT.

UNIT



List of unit numbers with this unit plan:

## VIEWS

### Street View

B303

### Amenities

B403, B503, B603, B703, B803, B903, B1003, B1103, B1203, B1303, B1403, B1503, B1603, B1703, B1803, B1903, B2003

### Community

B2103, B2203, B2303, B2403, B2503, B2603, B2703, B2803, B2903, B3003, B3103, B3203, B3303, B3403

Disclaimer: 1. All dimensions are in metric, measured to wall finishes. 2. All materials, dimensions & drawings are approximate. 3. Information is subject to change without notice, at developer's absolute discretion. 4. Actual area may vary from the stated area. 5. Drawing are not to scale. 6. All images used are for illustrative purpose only and do not represent the actual size, features, specifications, fittings and furnishings. 7. The developer reserves the right to make revisions/ alterations, at its absolute discretion, without any liability whatsoever.

# 1 BEDROOM APARTMENT

TYPE D (with balcony)

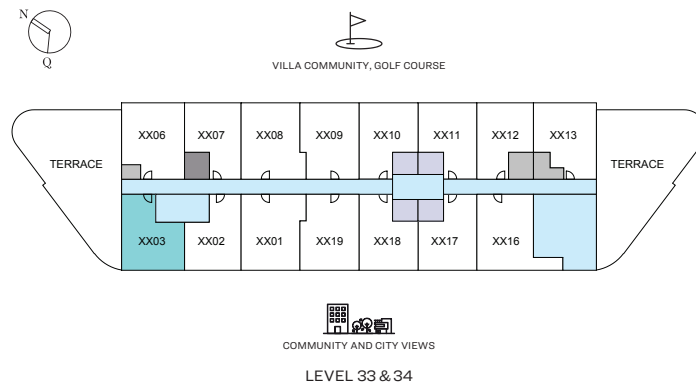
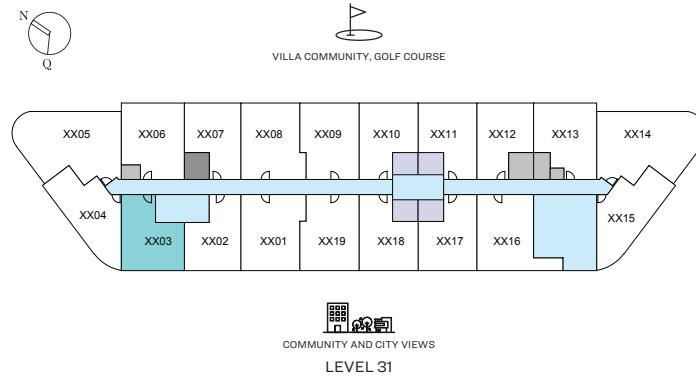
## TOTAL SALEABLE AREA

SUITE RANGE = 487.17 - 490.30 SQ.FT.

BALCONY RANGE = 53.17 - 54.36 SQ.FT.

TOTAL RANGE = 541.20 - 543.47 SQ.FT.

 UNIT



List of unit numbers with this unit plan:

## VIEWS

**Street View**  
B303

**Amenities**  
B403, B503, B603, B703, B803, B903, B1003, B1103, B1203, B1303, B1403, B1503, B1603, B1703, B1803, B1903, B2003

**Community**  
B2103, B2203, B2303, B2403, B2503, B2603, B2703, B2803, B2903, B3003, B3103, B3203, B3303, B3403

Disclaimer: 1. All dimensions are in metric, measured to wall finishes. 2. All materials, dimensions & drawings are approximate. 3. Information is subject to change without notice, at developer's absolute discretion. 4. Actual area may vary from the stated area. 5. Drawing are not to scale. 6. All images used are for illustrative purpose only and do not represent the actual size, features, specifications, fittings and furnishings. 7. The developer reserves the right to make revisions/ alterations, at its absolute discretion, without any liability whatsoever.

# 1 BEDROOM APARTMENT

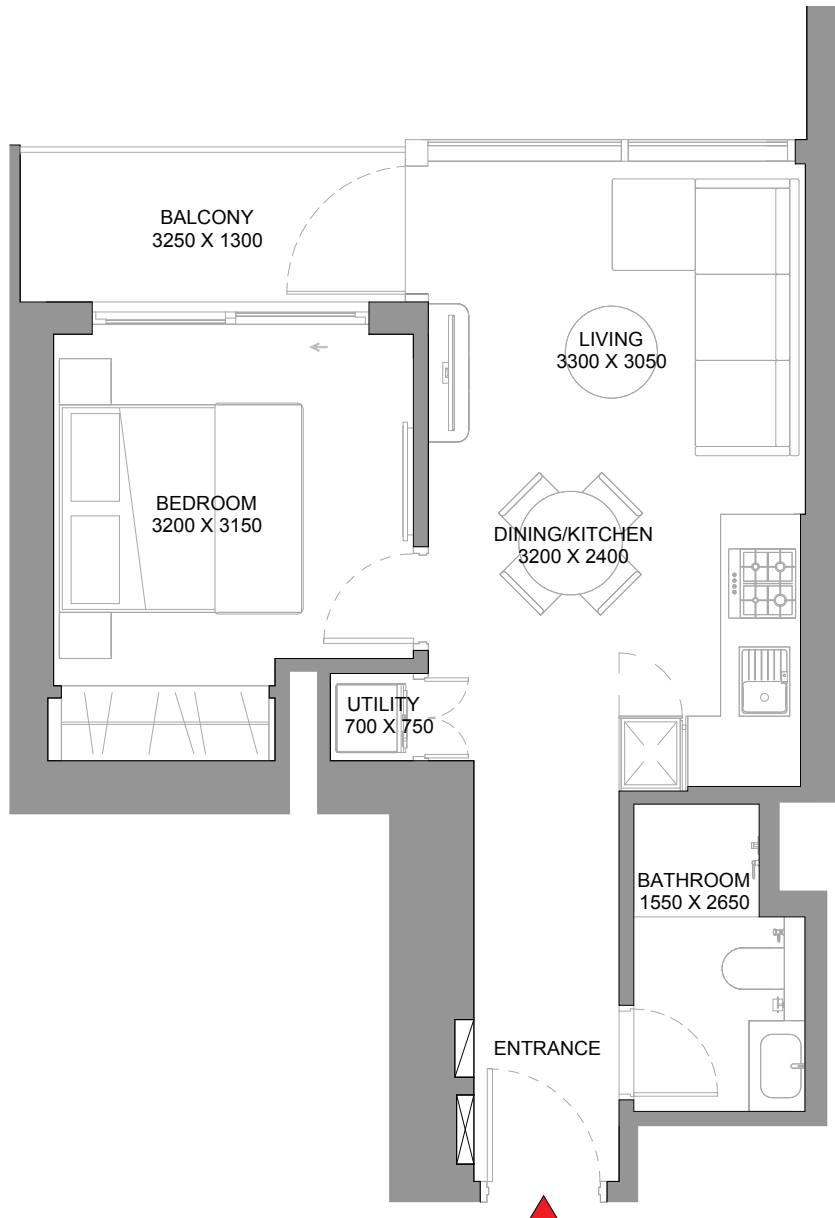
TYPE D (with balcony)

## TOTAL SALEABLE AREA

SUITE RANGE = 487.17 - 490.30 SQ.FT.

BALCONY RANGE = 53.17 - 54.36 SQ.FT.

TOTAL RANGE = 541.20 - 543.47 SQ.FT.



List of unit numbers with this unit plan:

## VIEWS

Street View  
B303

## Amenities

B403, B503, B603, B703, B803, B903, B1003, B1103, B1203, B1303, B1403, B1503, B1603, B1703, B1803, B1903, B2003

## Community

B2103, B2203, B2303, B2403, B2503, B2603, B2703, B2803, B2903, B3003, B3103, B3203, B3303, B3403



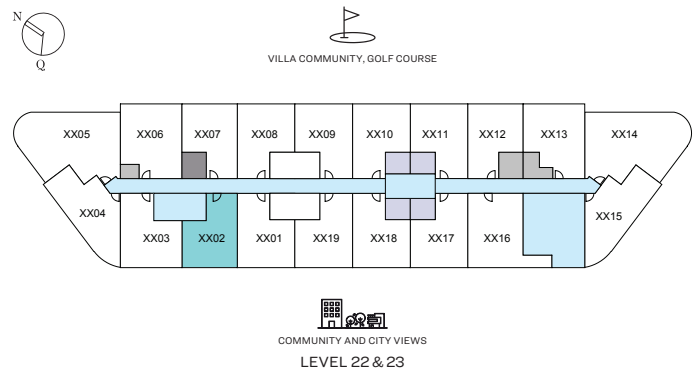
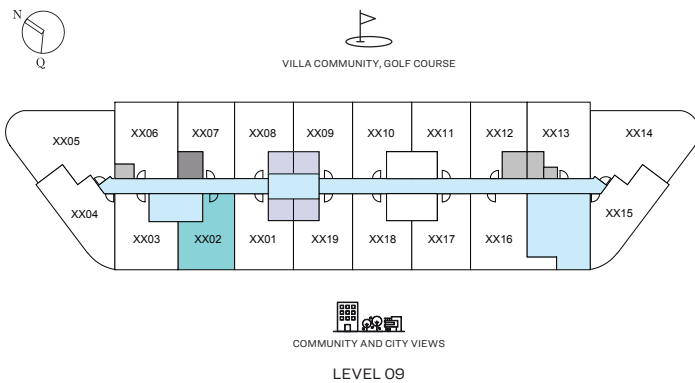
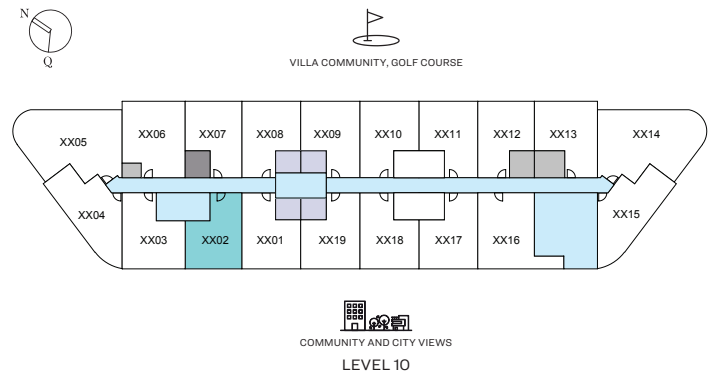
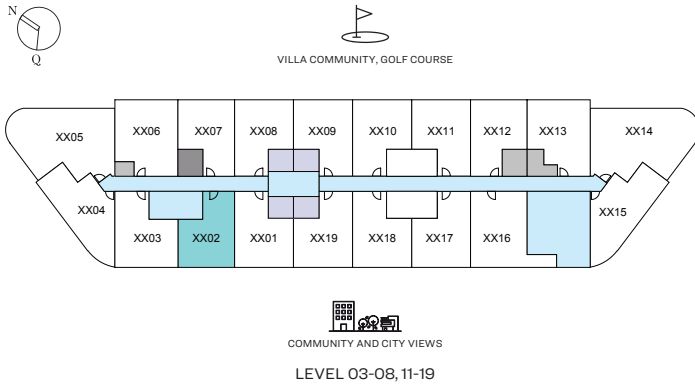
# 1 BEDROOM APARTMENT

TYPE E (with balcony)

## TOTAL SALEABLE AREA

SUITE RANGE = 485.88 - 488.04 Q.FT.  
 BALCONY RANGE = 53.07 - 54.79 SQ.FT.  
 TOTAL RANGE = 538.95 - 542.72 SQ.FT.

UNIT



List of unit numbers with this unit plan:

## VIEWS

### Street View

B302

### Amenities

B402, B502, B602, B702, B802, B902, B1002, B1102, B1202, B1302, B1402, B1502, B1602, B1702, B1802, B1902

### Community

B2202, B2302, B2402, B2502, B2602, B2702, B2802, B2902, B3002, B3102, B3202, B3302, B3402

Disclaimer: 1. All dimensions are in metric, measured to wall finishes. 2. All materials, dimensions & drawings are approximate. 3. Information is subject to change without notice, at developer's absolute discretion. 4. Actual area may vary from the stated area. 5. Drawing are not to scale. 6. All images used are for illustrative purpose only and do not represent the actual size, features, specifications, fittings and furnishings. 7. The developer reserves the right to make revisions/ alterations, at its absolute discretion, without any liability whatsoever.

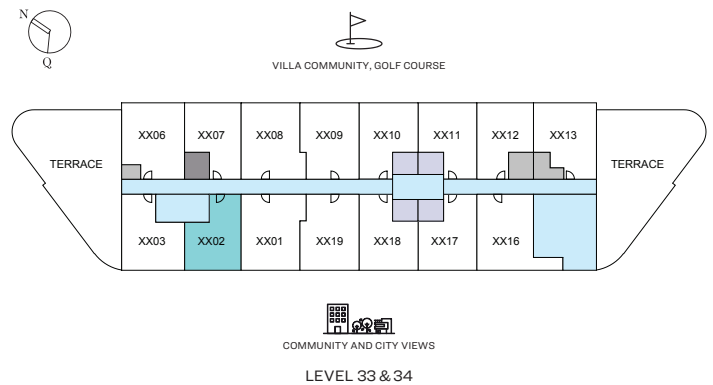
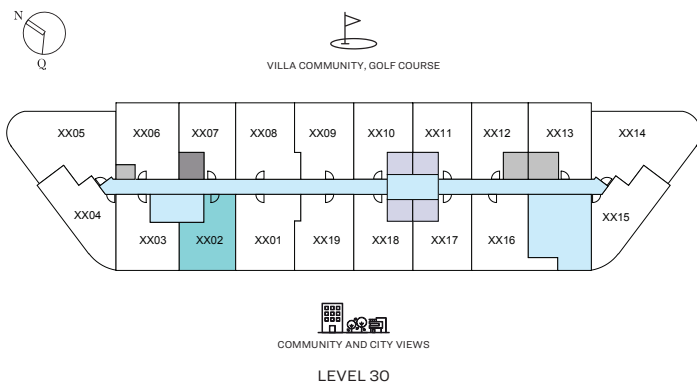
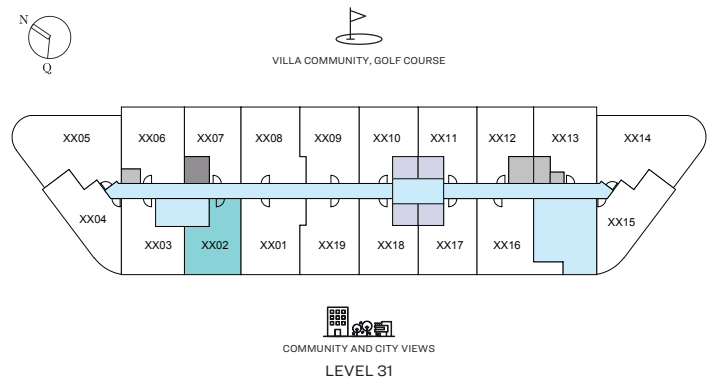
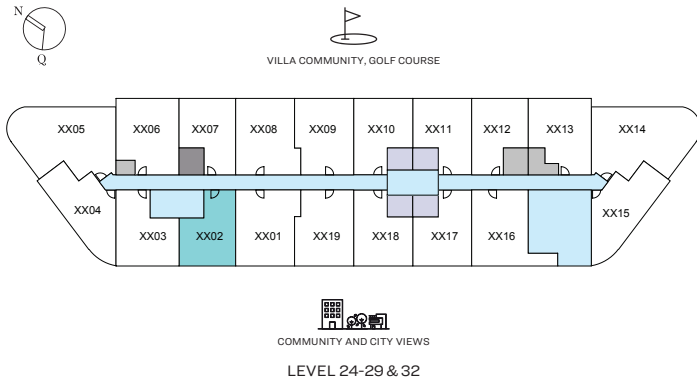
# 1 BEDROOM APARTMENT

TYPE E (with balcony)

## TOTAL SALEABLE AREA

SUITE RANGE = 485.88 - 488.04 Q.FT.  
 BALCONY RANGE = 53.07 - 54.79 SQ.FT.  
 TOTAL RANGE = 538.95 - 542.72 SQ.FT.

UNIT



List of unit numbers with this unit plan:

## VIEWS

### Street View

B302

### Amenities

B402, B502, B602, B702, B802, B902, B1002, B1102, B1202, B1302, B1402, B1502, B1602, B1702, B1802, B1902

### Community

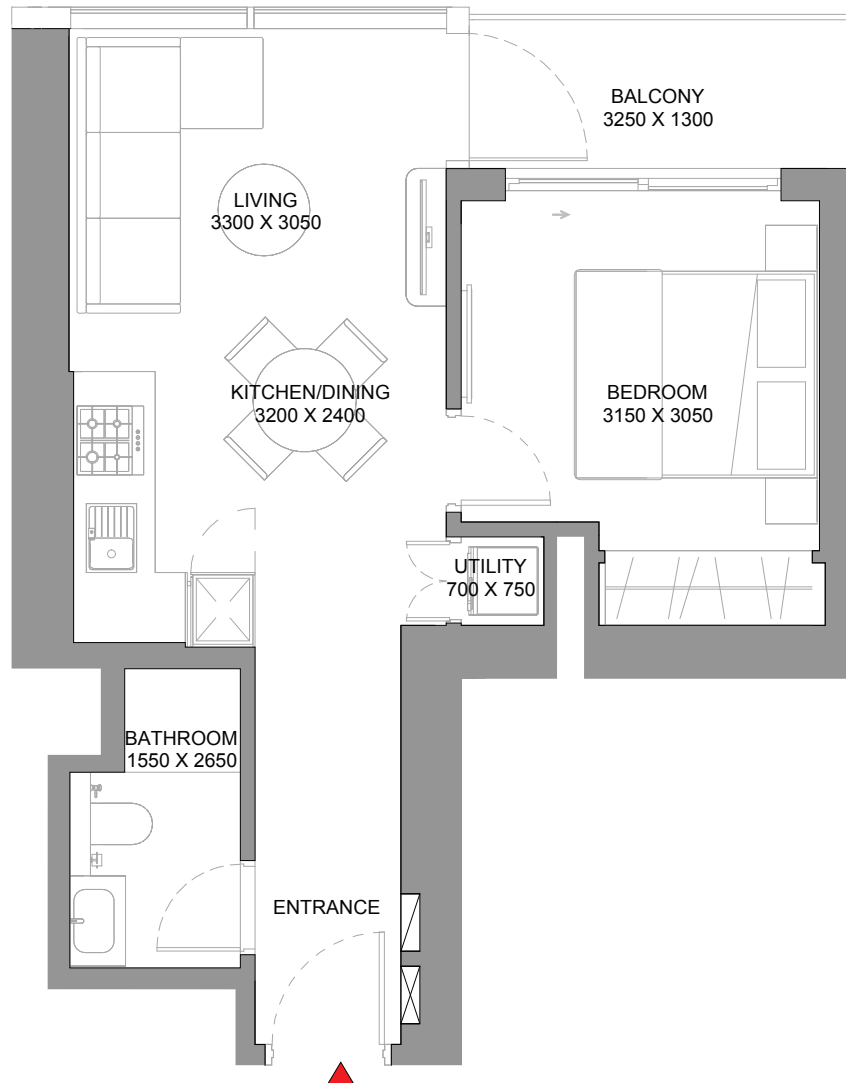
B2202, B2302, B2402, B2502, B2602, B2702, B2802, B2902, B3002, B3102, B3202, B3302, B3402

# 1 BEDROOM APARTMENT

TYPE E (with balcony)

## TOTAL SALEABLE AREA

SUITE RANGE = 485.88 - 488.04 Q.FT.  
BALCONY RANGE = 53.07 - 54.79 SQ.FT.  
TOTAL RANGE = 538.95 - 542.72 SQ.FT.



List of unit numbers with this unit plan:

## VIEWS

Street View

B302

Amenities

B402, B502, B602, B702, B802, B902, B1002, B1102, B1202, B1302, B1402, B1502, B1602, B1702, B1802, B1902

Community

B2202, B2302, B2402, B2502, B2602, B2702, B2802, B2902, B3002, B3102, B3202, B3302, B3402



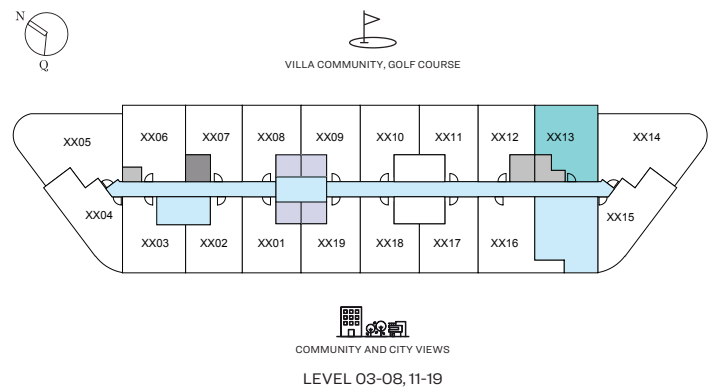
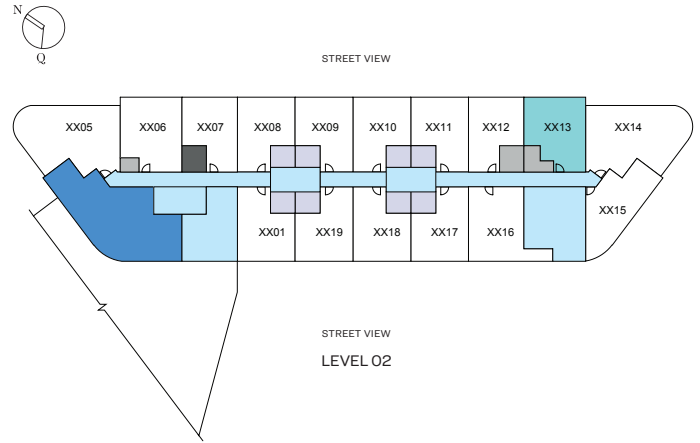
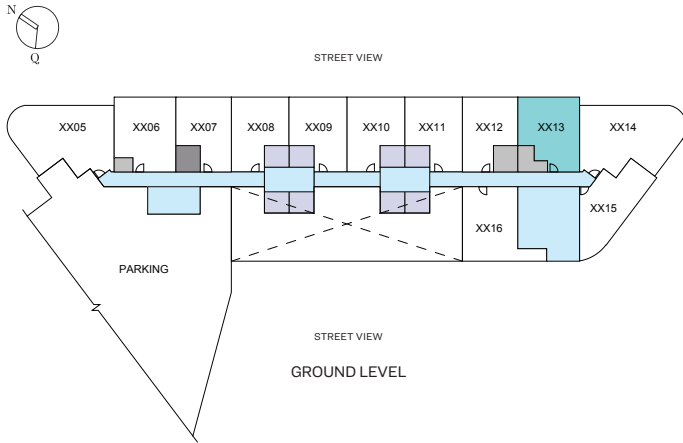
# 1 BEDROOM APARTMENT

TYPE K (with store room + balcony)

## TOTAL SALEABLE AREA

SUITE RANGE = 518.82 - 521.40 SQ.FT.  
 BALCONY RANGE = 53.71 - 54.36 SQ.FT.  
 TOTAL RANGE = 573.18 - 575.76 SQ.FT.

UNIT



List of unit numbers with this unit plan:

## VIEWS

### Street View

B013, B113, B213, B313

### Street View, Villa Community

B413

### Villa Community, Golf Course

B513, B613, B713, B813, B913, B1113, B1213, B1313, B1413, B1513, B1613, B1713, B1813, B1913, B2113, B2213, B2313, B2413, B2513, B2613, B2713, B2813, B2913, B3113, B3213, B3313, B3413

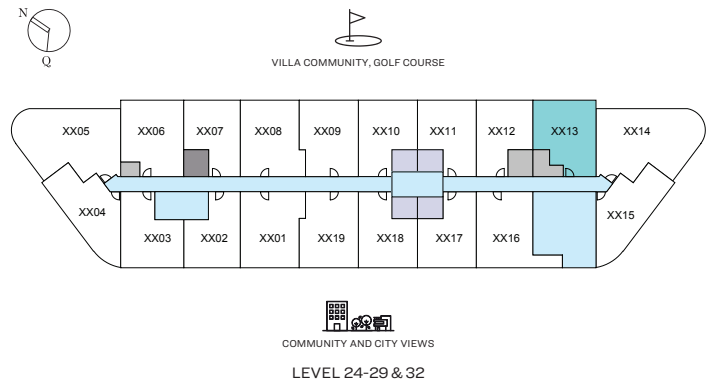
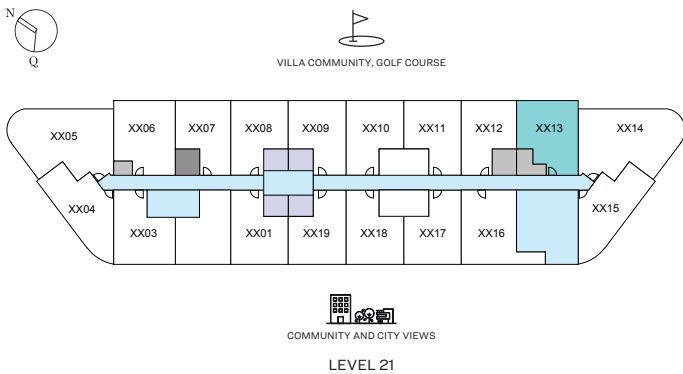
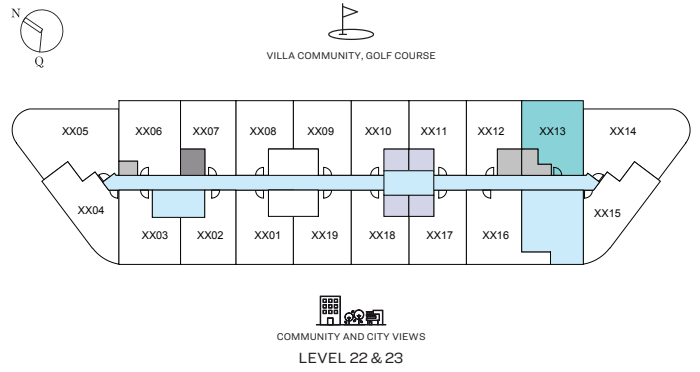
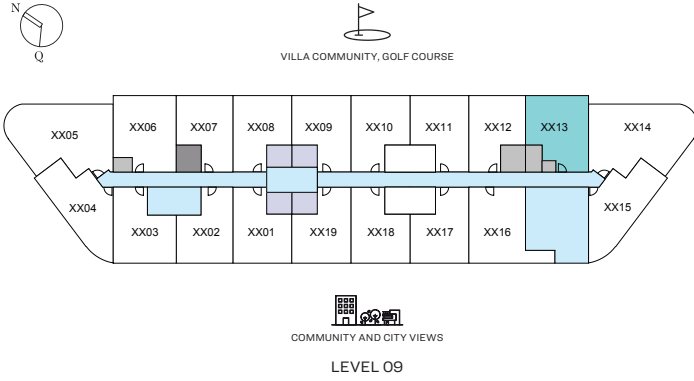
# 1 BEDROOM APARTMENT

TYPE K (with store room + balcony)

## TOTAL SALEABLE AREA

SUITE RANGE = 518.82 - 521.40 SQ.FT.  
BALCONY RANGE = 53.71 - 54.36 SQ.FT.  
TOTAL RANGE = 573.18 - 575.76 SQ.FT.

UNIT



List of unit numbers with this unit plan:

## VIEWS

### Street View

B013, B113, B213, B313

### Street View, Villa Community

B413

### Villa Community, Golf Course

B513, B613, B713, B813, B913, B1113, B1213, B1313, B1413, B1513, B1613, B1713, B1813, B1913, B2113, B2213, B2313, B2413, B2513, B2613, B2713, B2813, B2913, B3113, B3213, B3313, B3413

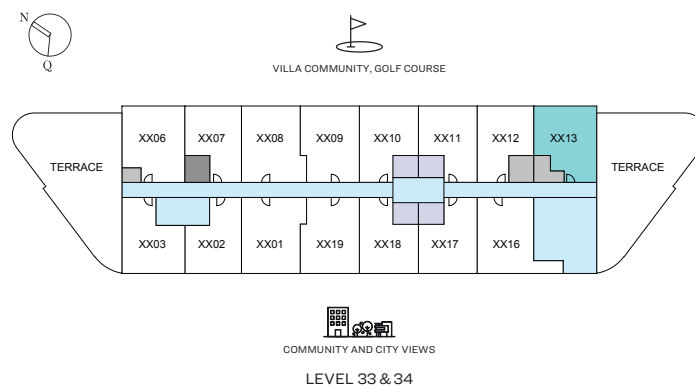
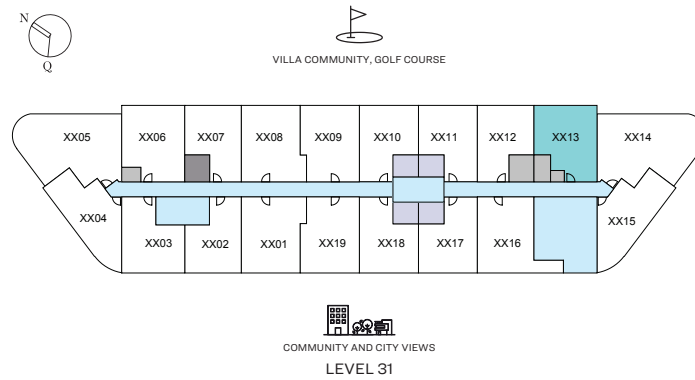
# 1 BEDROOM APARTMENT

TYPE K (with store room + balcony)

## TOTAL SALEABLE AREA

SUITE RANGE = 518.82 - 521.40 SQ.FT.  
BALCONY RANGE = 53.71 - 54.36 SQ.FT.  
TOTAL RANGE = 573.18 - 575.76 SQ.FT.

 UNIT



List of unit numbers with this unit plan:

## VIEWS

### Street View

B013, B113, B213, B313

### Street View, Villa Community

B413

### Villa Community, Golf Course

B513, B613, B713, B813, B913, B1113, B1213, B1313, B1413, B1513, B1613, B1713, B1813, B1913, B2113, B2213, B2313, B2413, B2513, B2613, B2713, B2813, B2913, B3113, B3213, B3313, B3413

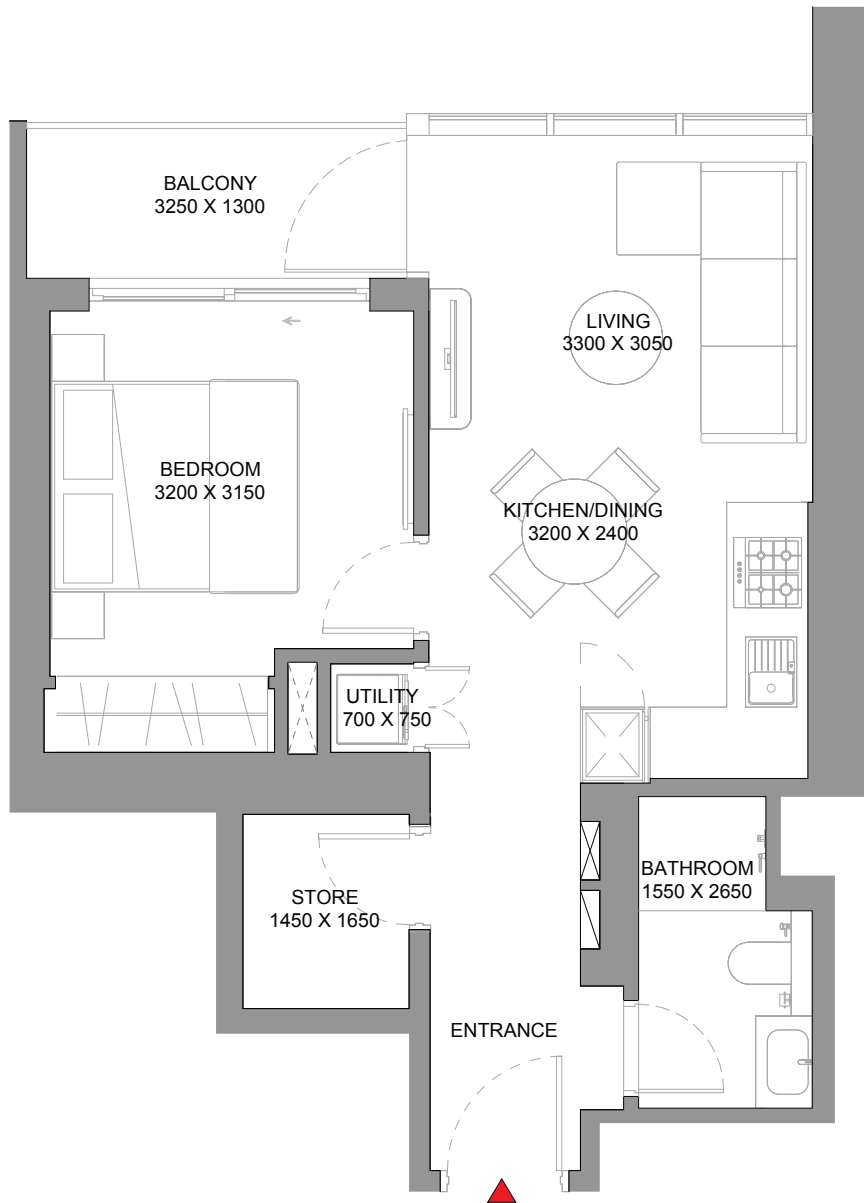
Disclaimer: 1. All dimensions are in metric, measured to wall finishes. 2. All materials, dimensions & drawings are approximate. 3. Information is subject to change without notice, at developer's absolute discretion. 4. Actual area may vary from the stated area. 5. Drawing are not to scale. 6. All images used are for illustrative purpose only and do not represent the actual size, features, specifications, fittings and furnishings. 7. The developer reserves the right to make revisions/ alterations, at its absolute discretion, without any liability whatsoever.

# 1 BEDROOM APARTMENT

TYPE K (with store room + balcony)

## TOTAL SALEABLE AREA

SUITE RANGE = 518.82 - 521.40 SQ.FT.  
BALCONY RANGE = 53.71 - 54.36 SQ.FT.  
TOTAL RANGE = 573.18 - 575.76 SQ.FT.



List of unit numbers with this unit plan:

## VIEWS

### Street View

B013, B113, B213, B313

### Street View, Villa Community

B413

### Villa Community, Golf Course

B513, B613, B713, B813, B913, B1113, B1213, B1313, B1413, B1513, B1613, B1713, B1813, B1913, B2113, B2213, B2313, B2413, B2513, B2613, B2713, B2813, B2913, B3113, B3213, B3313, B3413



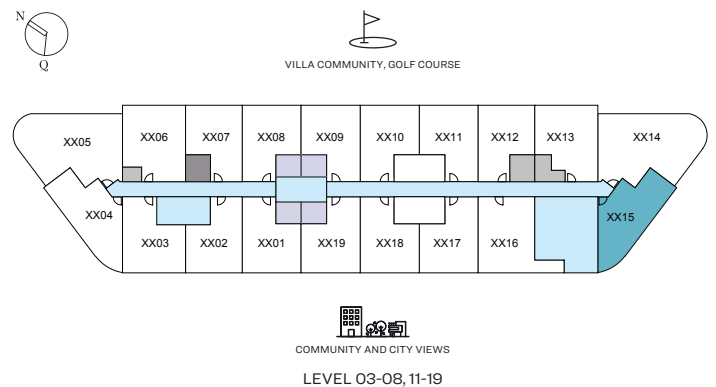
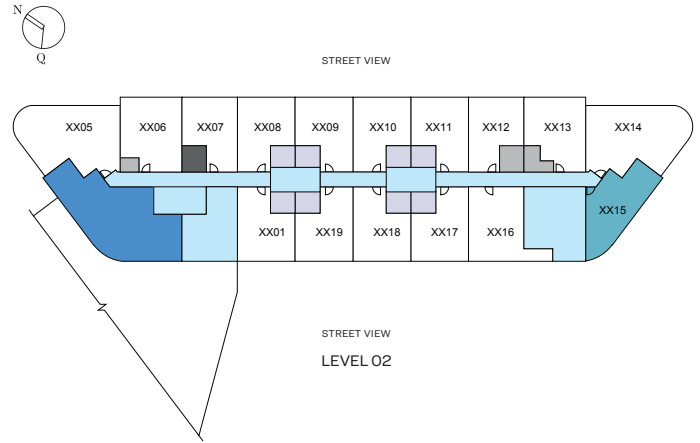
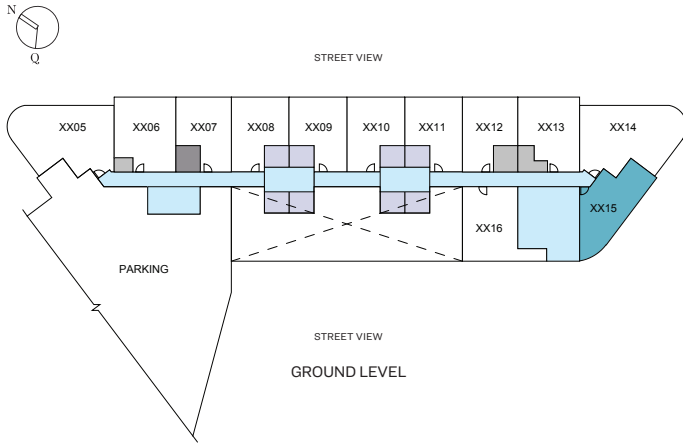
# 1.5 BEDROOM APARTMENT

TYPE A (with study room + balcony)

## TOTAL SALEABLE AREA

SUITE RANGE = 612.04 - 615.48 SQ.FT.  
 BALCONY RANGE = 63.40 - 64.58 SQ.FT.  
 TOTAL RANGE = 675.87 - 678.99 SQ.FT.

UNIT



List of unit numbers with this unit plan:

## VIEWS

### Street View

B015, B115, B215, B315, B415

### Street View, Community

B515, B615

### Community

B715, B815, B915, B1015

### Community, City View

B1115, B1215, B1315, B1415, B1515, B1615, B1715, B1815, B1915, B2015, B2115, B2215, B2315, B2415, B2515, B2615, B2715, B2815, B2915, B3015, B3115, B3215

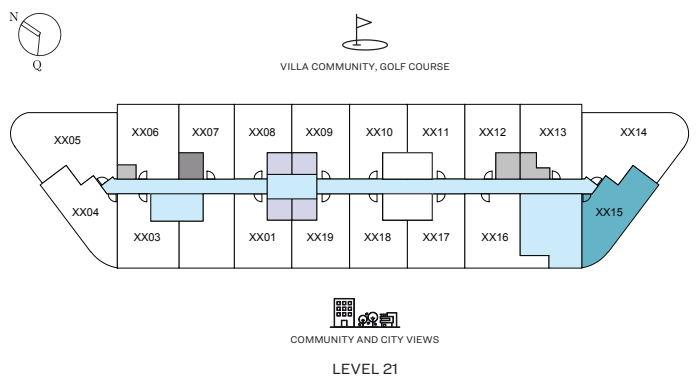
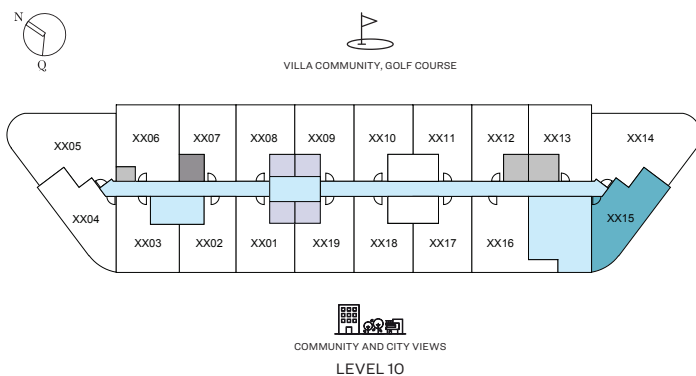
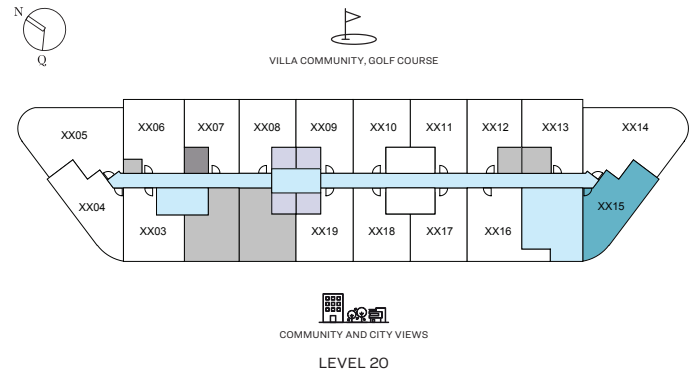
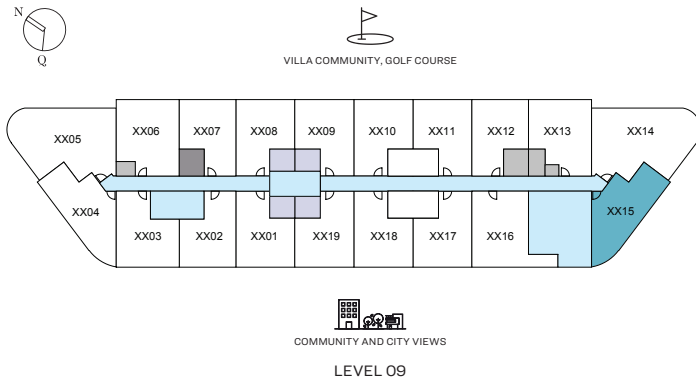
# 1.5 BEDROOM APARTMENT

TYPE A (with study room + balcony)

## TOTAL SALEABLE AREA

SUITE RANGE = 612.04 - 615.48 SQ.FT.  
 BALCONY RANGE = 63.40 - 64.58 SQ.FT.  
 TOTAL RANGE = 675.87 - 678.99 SQ.FT.

UNIT



List of unit numbers with this unit plan:

## VIEWS

### Street View

B015, B115, B215, B315, B415

### Street View, Community

B515, B615

### Community

B715, B815, B915, B1015

### Community, City View

B1115, B1215, B1315, B1415, B1515, B1615, B1715, B1815, B1915, B2015, B2115, B2215, B2315, B2415, B2515, B2615, B2715, B2815, B2915, B3015, B3115, B3215

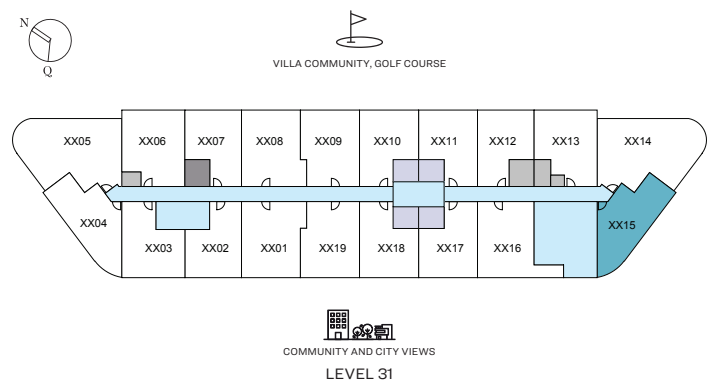
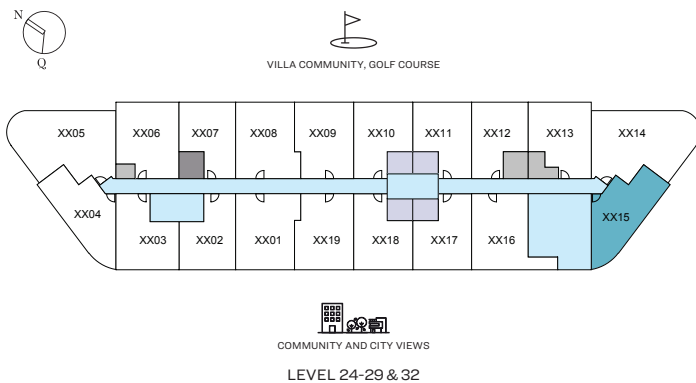
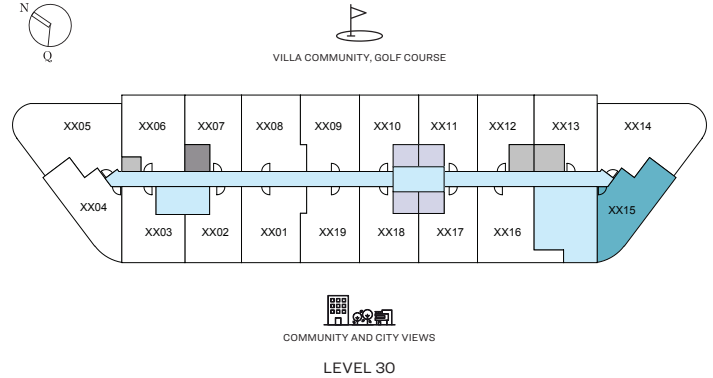
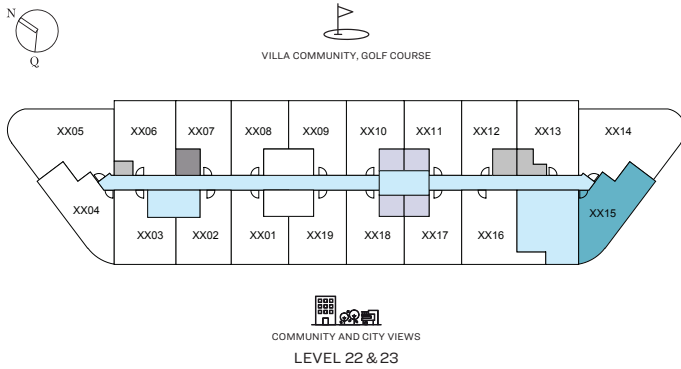
# 1.5 BEDROOM APARTMENT

TYPE A (with study room + balcony)

## TOTAL SALEABLE AREA

SUITE RANGE = 612.04 - 615.48 SQ.FT.  
BALCONY RANGE = 63.40 - 64.58 SQ.FT.  
TOTAL RANGE = 675.87 - 678.99 SQ.FT.

UNIT



List of unit numbers with this unit plan:

## VIEWS

### Street View

B015, B115, B215, B315, B415

### Street View, Community

B515, B615

### Community

B715, B815, B915, B1015

### Community, City View

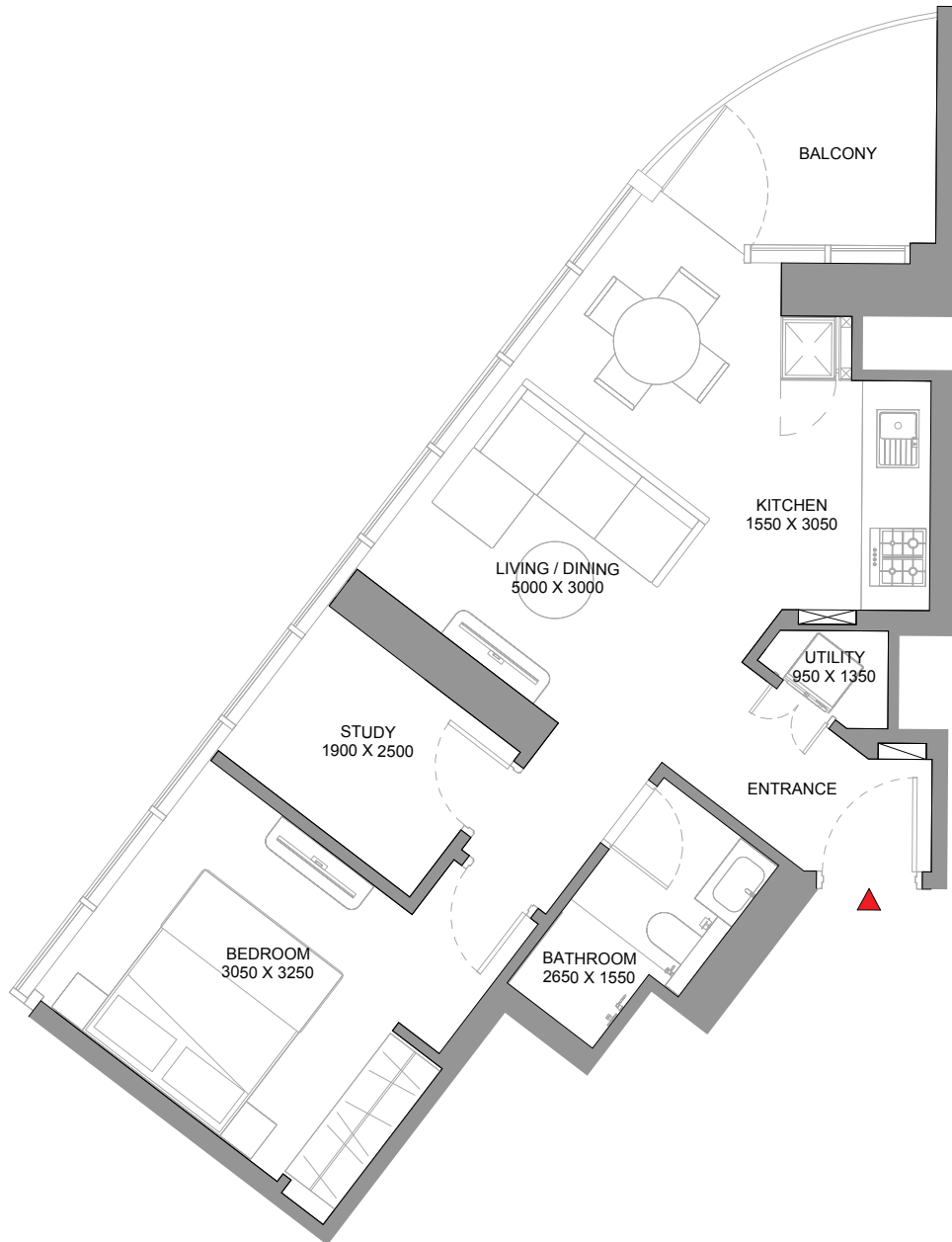
B1115, B1215, B1315, B1415, B1515, B1615, B1715, B1815, B1915, B2015, B2115, B2215, B2315, B2415, B2515, B2615, B2715, B2815, B2915, B3015, B3115, B3215

# 1.5 BEDROOM APARTMENT

TYPE A (with study room + balcony)

## TOTAL SALEABLE AREA

SUITE RANGE = 612.04 - 615.48 SQ.FT.  
BALCONY RANGE = 63.40 - 64.58 SQ.FT.  
TOTAL RANGE = 675.87 - 678.99 SQ.FT.



List of unit numbers with this unit plan:

## VIEWS

### Street View

B015, B115, B215, B315, B415

### Street View, Community

B515, B615

### Community

B715, B815, B915, B1015

### Community, City View

B1115, B1215, B1315, B1415, B1515, B1615, B1715, B1815, B1915, B2015, B2115, B2215, B2315, B2415, B2515, B2615, B2715, B2815, B2915, B3015, B3115, B3215



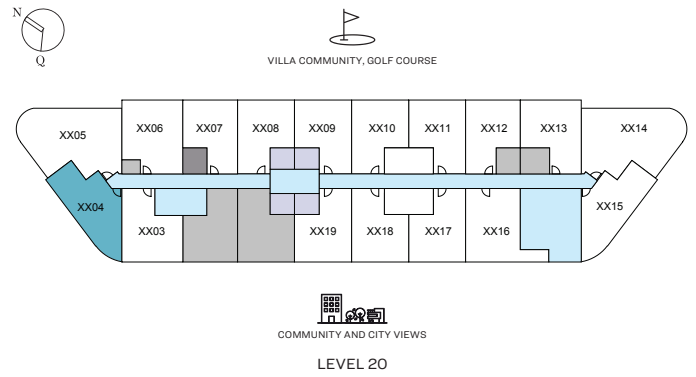
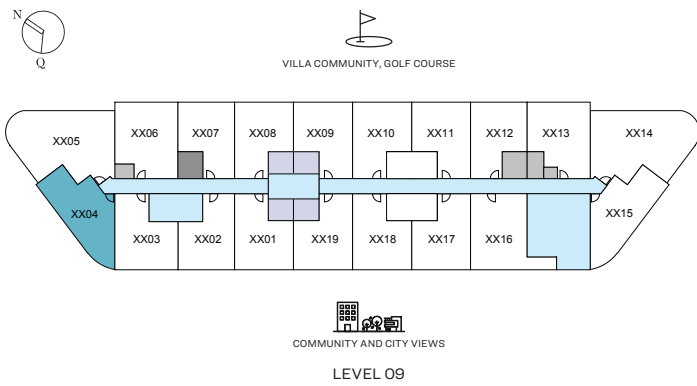
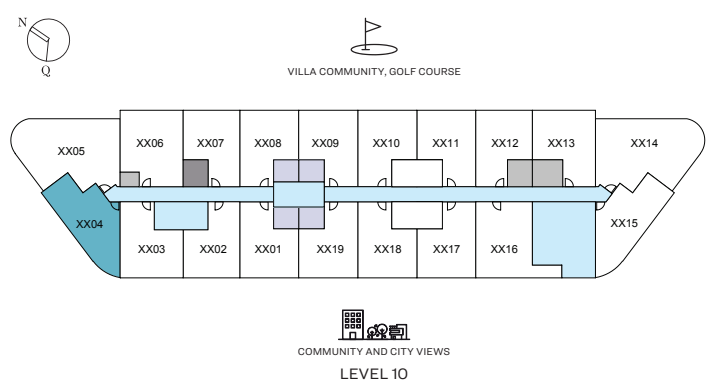
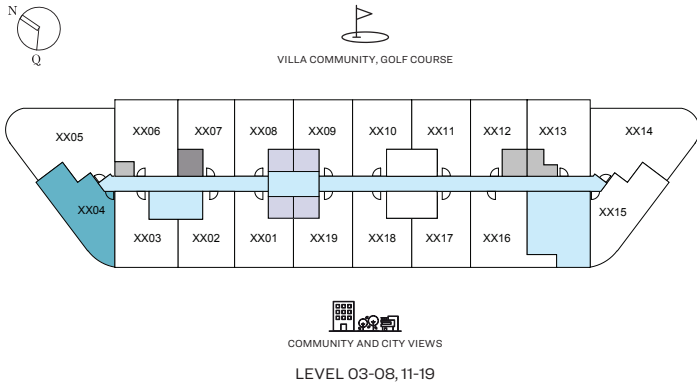
# 1.5 BEDROOM APARTMENT

TYPE B (with study room + balcony)

## TOTAL SALEABLE AREA

SUITE RANGE = 610.31 - 612.90 SQ.FT.  
 BALCONY RANGE = 63.72 - 64.48 SQ.FT.  
 TOTAL RANGE = 674.79 - 676.62 SQ.FT.

UNIT



List of unit numbers with this unit plan:

## VIEWS

**Street View**  
 B304

**Amenities**  
 B404, B504, B604, B704, B804, B904, B1004, B1104, B1204, B1304, B1404, B1504, B1604, B1704, B1804, B1904, B2004

**Community**  
 B2104, B2204, B2304, B2404, B2504, B2604, B2704, B2804, B2904, B3004, B3104, B3204

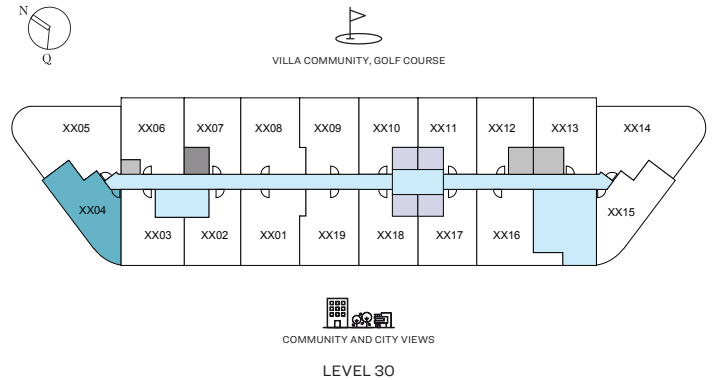
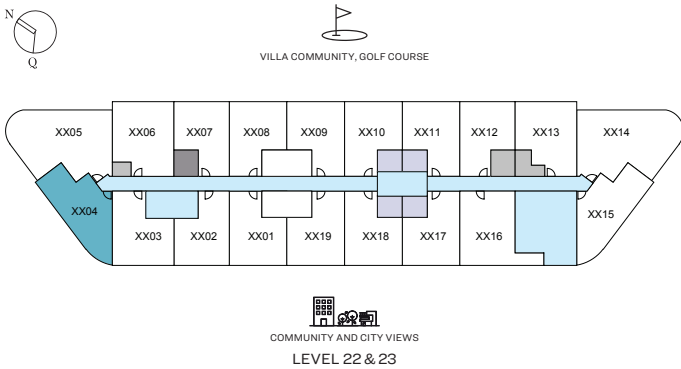
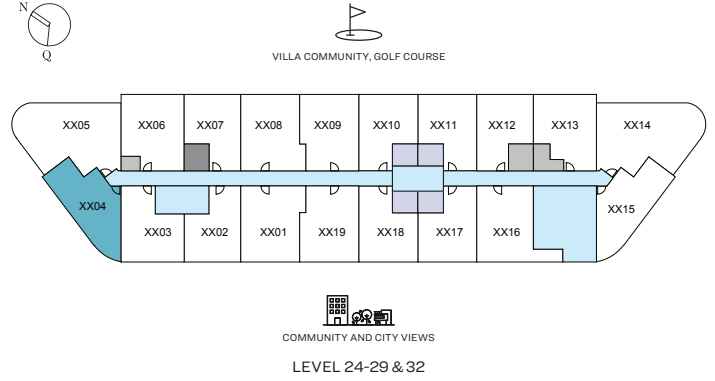
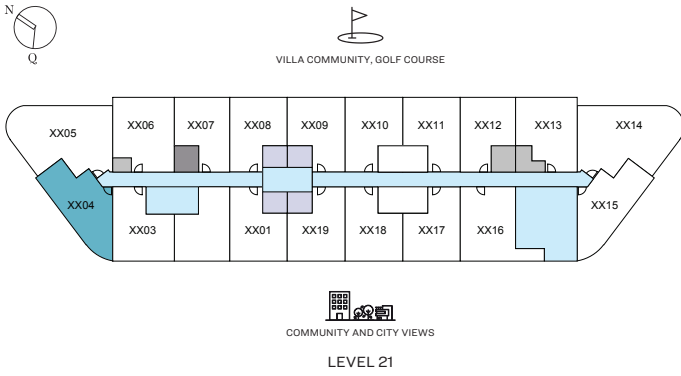
# 1.5 BEDROOM APARTMENT

TYPE B (with study room + balcony)

## TOTAL SALEABLE AREA

SUITE RANGE = 610.31 - 612.90 SQ.FT.  
 BALCONY RANGE = 63.72 - 64.48 SQ.FT.  
 TOTAL RANGE = 674.79 - 676.62 SQ.FT.

 UNIT



List of unit numbers with this unit plan:

## VIEWS

**Street View**  
 B304

**Amenities**  
 B404, B504, B604, B704, B804, B904, B1004, B1104, B1204, B1304, B1404, B1504, B1604, B1704, B1804, B1904, B2004

**Community**  
 B2104, B2204, B2304, B2404, B2504, B2604, B2704, B2804, B2904, B3004, B3104, B3204

Disclaimer: 1. All dimensions are in metric, measured to wall finishes. 2. All materials, dimensions & drawings are approximate. 3. Information is subject to change without notice, at developer's absolute discretion. 4. Actual area may vary from the stated area. 5. Drawing are not to scale. 6. All images used are for illustrative purpose only and do not represent the actual size, features, specifications, fittings and furnishings. 7. The developer reserves the right to make revisions/ alterations, at its absolute discretion, without any liability whatsoever.

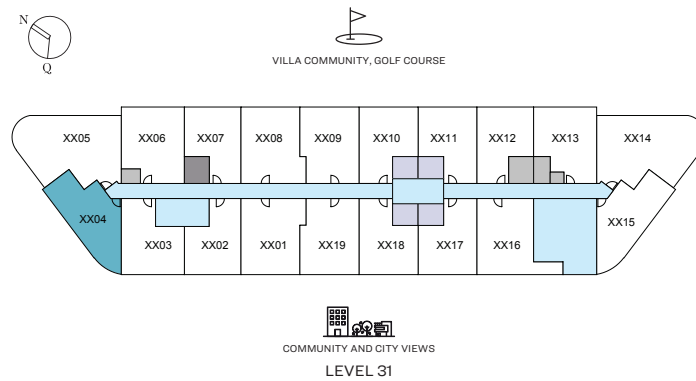
# 1.5 BEDROOM APARTMENT

TYPE B (with study room + balcony)

## TOTAL SALEABLE AREA

SUITE RANGE = 610.31 - 612.90 SQ.FT.  
BALCONY RANGE = 63.72 - 64.48 SQ.FT.  
TOTAL RANGE = 674.79 - 676.62 SQ.FT.

UNIT



List of unit numbers with this unit plan:

## VIEWS

**Street View**  
B304

**Amenities**  
B404, B504, B604, B704, B804, B904, B1004, B1104, B1204, B1304, B1404, B1504, B1604, B1704, B1804, B1904, B2004

**Community**  
B2104, B2204, B2304, B2404, B2504, B2604, B2704, B2804, B2904, B3004, B3104, B3204

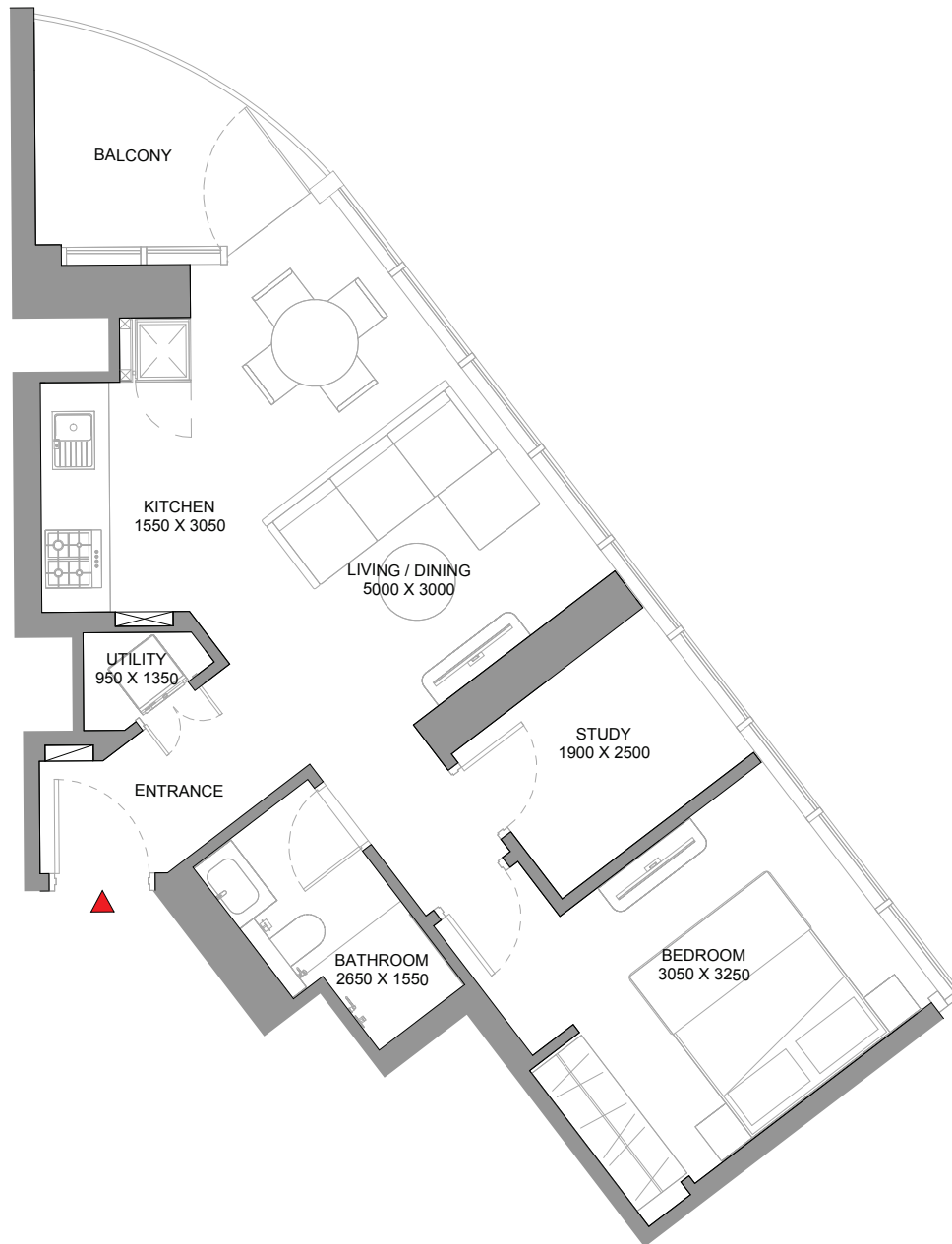
Disclaimer: 1. All dimensions are in metric, measured to wall finishes. 2. All materials, dimensions & drawings are approximate. 3. Information is subject to change without notice, at developer's absolute discretion. 4. Actual area may vary from the stated area. 5. Drawing are not to scale. 6. All images used are for illustrative purpose only and do not represent the actual size, features, specifications, fittings and furnishings. 7. The developer reserves the right to make revisions/ alterations, at its absolute discretion, without any liability whatsoever.

# 1.5 BEDROOM APARTMENT

TYPE B (with study room + balcony)

## TOTAL SALEABLE AREA

SUITE RANGE = 610.31 - 612.90 SQ.FT.  
BALCONY RANGE = 63.72 - 64.48 SQ.FT.  
TOTAL RANGE = 674.79 - 676.62 SQ.FT.



List of unit numbers with this unit plan:

## VIEWS

Street View  
B304

Amenities  
B404, B504, B604, B704, B804, B904, B1004, B1104, B1204, B1304, B1404, B1504, B1604, B1704, B1804, B1904, B2004

Community  
B2104, B2204, B2304, B2404, B2504, B2604, B2704, B2804, B2904, B3004, B3104, B3204



Disclaimer: 1. All dimensions are in metric, measured to wall finishes. 2. All materials, dimensions & drawings are approximate. 3. Information is subject to change without notice, at developer's absolute discretion. 4. Actual area may vary from the stated area. 5. Drawing are not to scale. 6. All images used are for illustrative purpose only and do not represent the actual size, features, specifications, fittings and furnishings. 7. The developer reserves the right to make revisions/ alterations, at its absolute discretion, without any liability whatsoever.

# 1.5 BEDROOM APARTMENT

TYPE E (with store room and powder room + balcony)

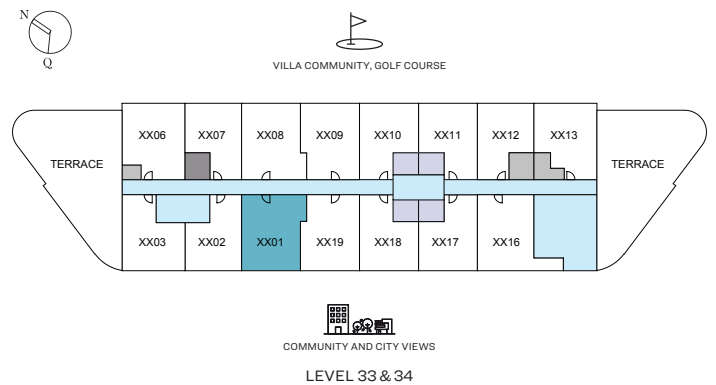
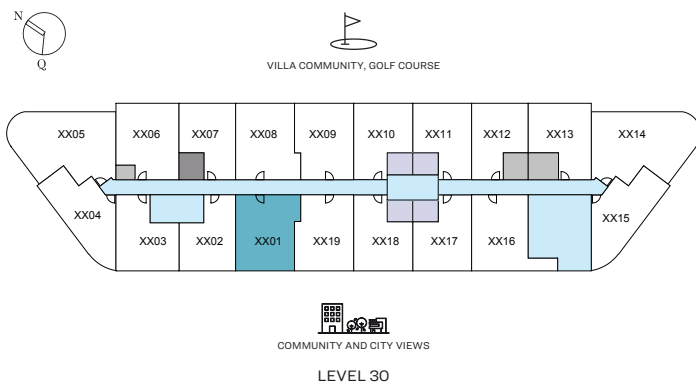
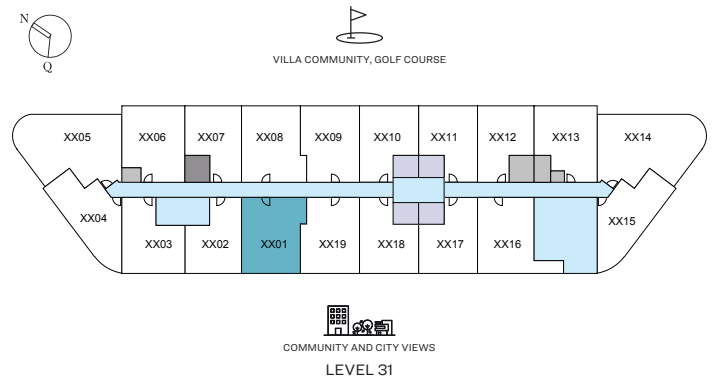
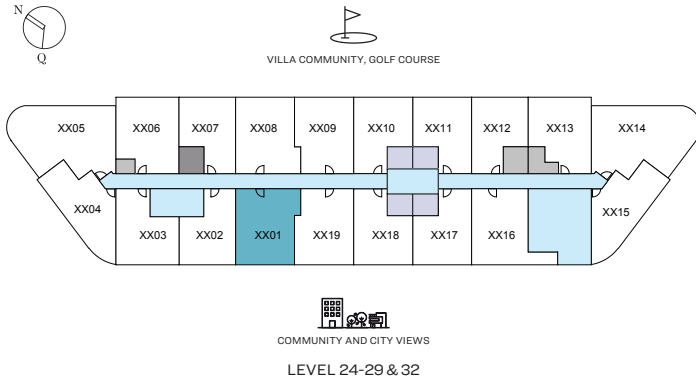
## TOTAL SALEABLE AREA

SUITE RANGE = 623.23 - 623.88 SQ.FT.

BALCONY = 54.36 SQ.FT.

TOTAL RANGE = 677.59 - 678.24 SQ.FT.

UNIT



List of unit numbers with this unit plan:

## VIEWS

### Community

B2401, B2501, B2601, B2701, B2801, B2901, B3001, B3101, B3201, B3301, B3401

Disclaimer: 1. All dimensions are in metric, measured to wall finishes. 2. All materials, dimensions & drawings are approximate. 3. Information is subject to change without notice, at developer's absolute discretion. 4. Actual area may vary from the stated area. 5. Drawing are not to scale. 6. All images used are for illustrative purpose only and do not represent the actual size, features, specifications, fittings and furnishings. 7. The developer reserves the right to make revisions/ alterations, at its absolute discretion, without any liability whatsoever.

# 1.5 BEDROOM APARTMENT

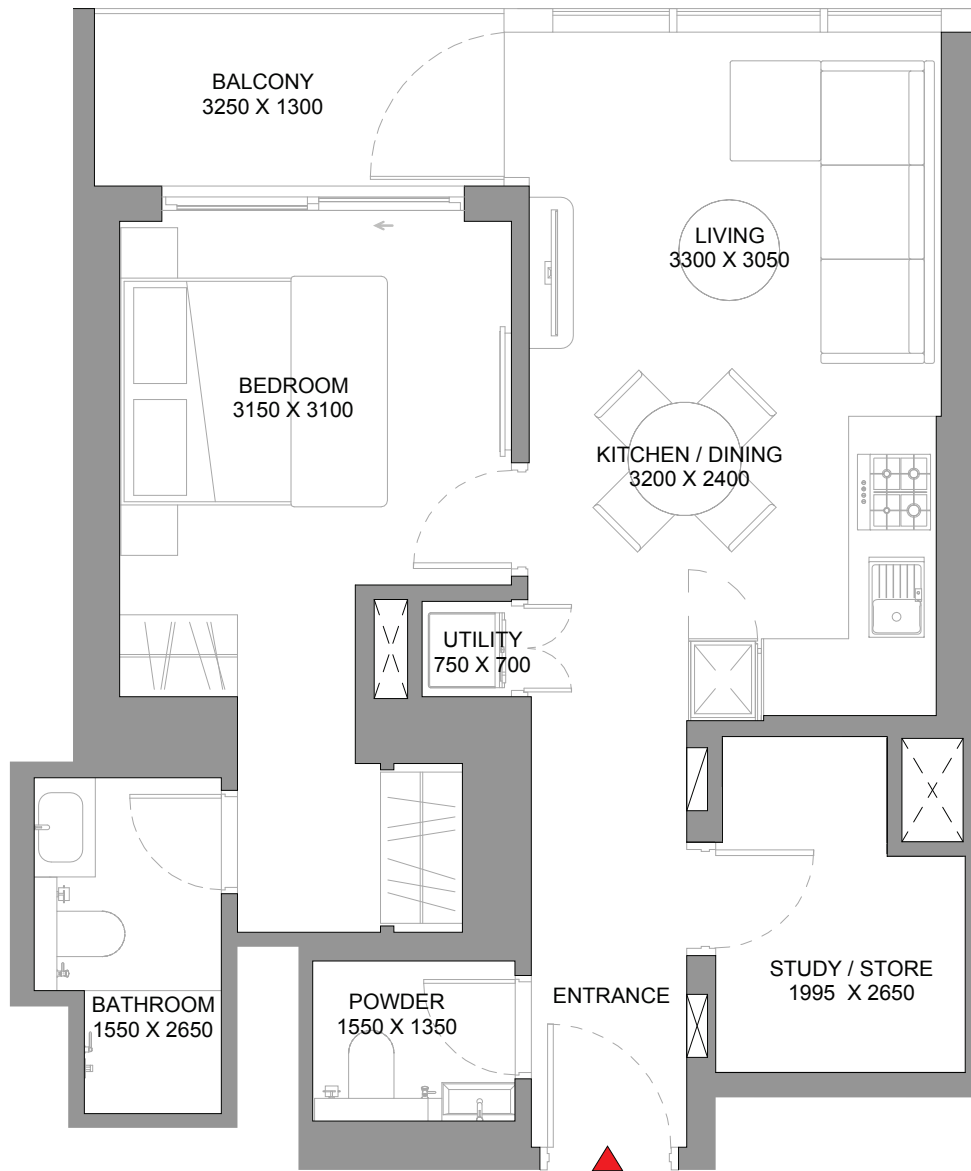
TYPE E (with store room and powder room + balcony)

## TOTAL SALEABLE AREA

SUITE RANGE = 623.23 - 623.88 SQ.FT.

BALCONY = 54.36 SQ.FT.

TOTAL RANGE = 677.59 - 678.24 SQ.FT.



List of unit numbers with this unit plan:

## VIEWS

Community

B2401, B2501, B2601, B2701, B2801, B2901, B3001, B3101, B3201, B3301, B3401

Disclaimer: 1. All dimensions are in metric, measured to wall finishes. 2. All materials, dimensions & drawings are approximate. 3. Information is subject to change without notice, at developer's absolute discretion. 4. Actual area may vary from the stated area. 5. Drawing are not to scale. 6. All images used are for illustrative purpose only and do not represent the actual size, features, specifications, fittings and furnishings. 7. The developer reserves the right to make revisions/ alterations, at its absolute discretion, without any liability whatsoever.

# 1.5 BEDROOM APARTMENT

TYPE F (with store room and powder room + balcony)

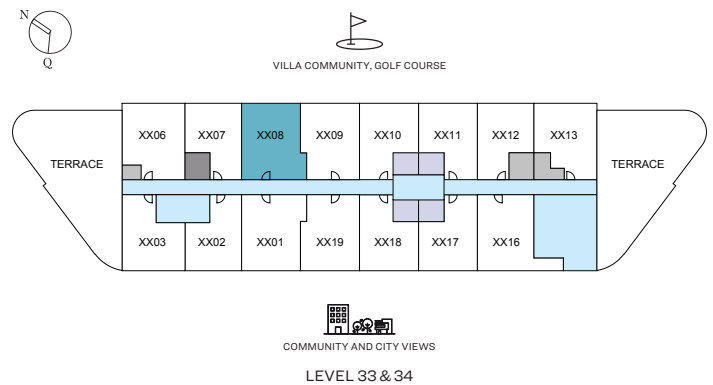
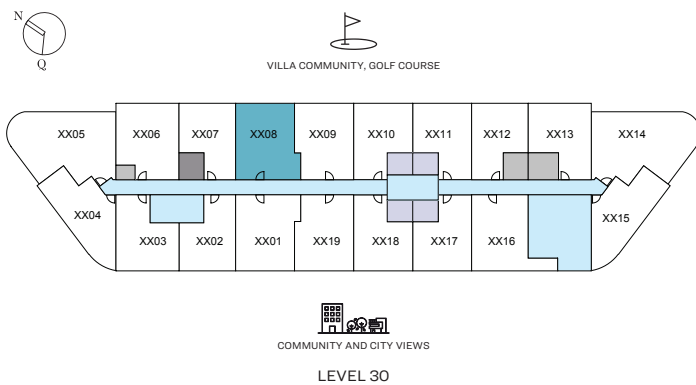
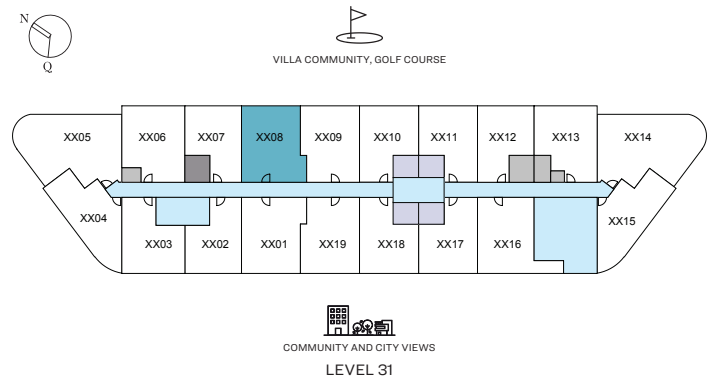
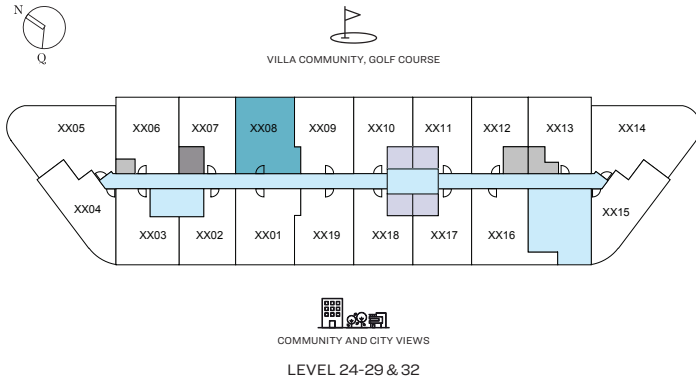
## TOTAL SALEABLE AREA

SUITE RANGE = 617.09 - 617.20 SQ.FT.

BALCONY = 55.54 SQ.FT.

TOTAL RANGE = 671.34 - 671.45 SQ.FT.

UNIT



List of unit numbers with this unit plan:

## VIEWS

Villa Community, Golf Course

B2408, B2508, B2608, B2708, B2808, B2908, B3008, B3108, B3208, B3308, B3408

Disclaimer: 1. All dimensions are in metric, measured to wall finishes. 2. All materials, dimensions & drawings are approximate. 3. Information is subject to change without notice, at developer's absolute discretion. 4. Actual area may vary from the stated area. 5. Drawing are not to scale. 6. All images used are for illustrative purpose only and do not represent the actual size, features, specifications, fittings and furnishings. 7. The developer reserves the right to make revisions/ alterations, at its absolute discretion, without any liability whatsoever.

# 1.5 BEDROOM APARTMENT

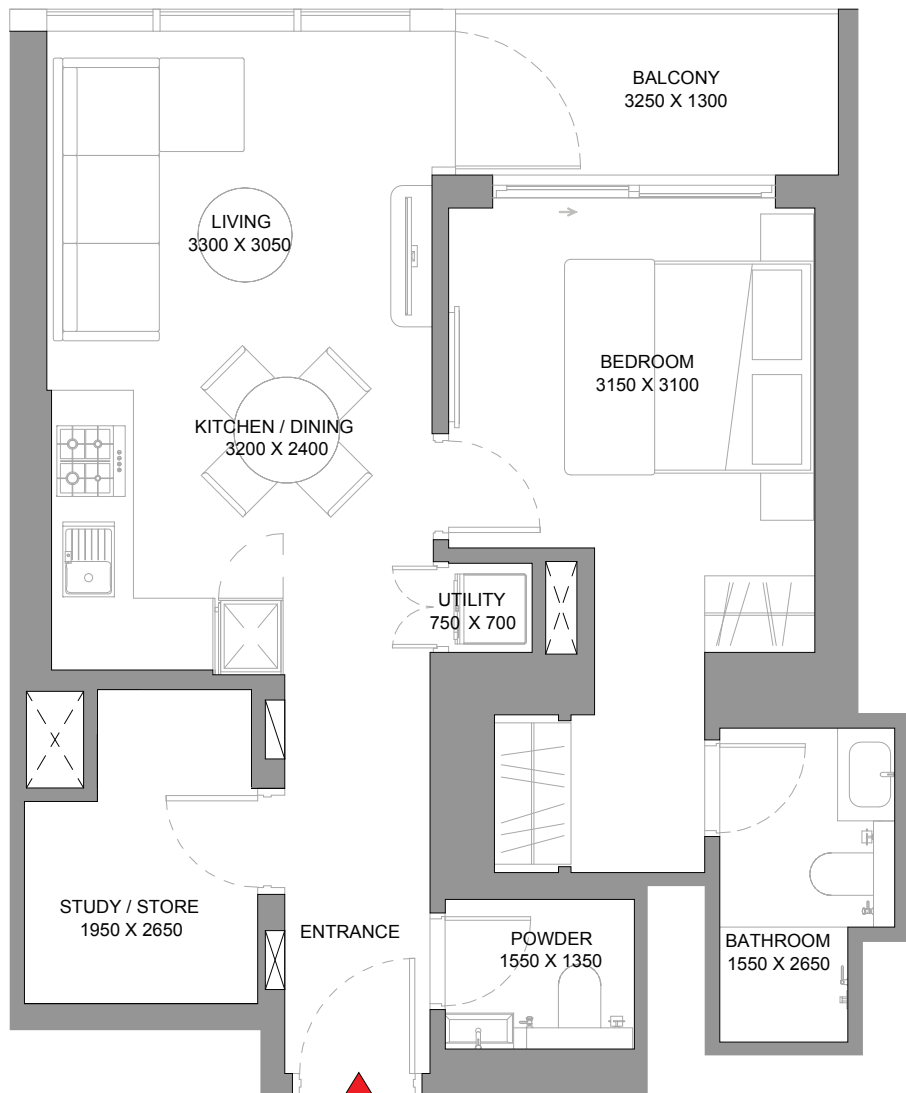
TYPE F (with store room and powder room + balcony)

## TOTAL SALEABLE AREA

SUITE RANGE = 617.09 - 617.20 SQ.FT.

BALCONY = 55.54 SQ.FT.

TOTAL RANGE = 671.34 - 671.45 SQ.FT.



List of unit numbers with this unit plan:

## VIEWS

Villa Community, Golf Course

B2408, B2508, B2608, B2708, B2808, B2908, B3008, B3108, B3208, B3308, B3408

Disclaimer: 1. All dimensions are in metric, measured to wall finishes. 2. All materials, dimensions & drawings are approximate. 3. Information is subject to change without notice, at developer's absolute discretion. 4. Actual area may vary from the stated area. 5. Drawing are not to scale. 6. All images used are for illustrative purpose only and do not represent the actual size, features, specifications, fittings and furnishings. 7. The developer reserves the right to make revisions/ alterations, at its absolute discretion, without any liability whatsoever.

# 1.5 BEDROOM APARTMENT

TYPE G (with store room + balcony)

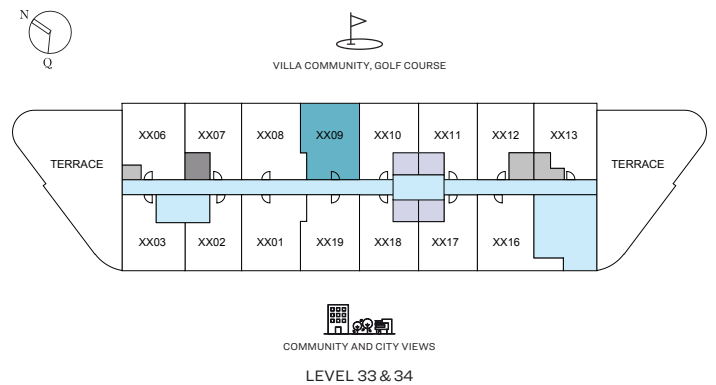
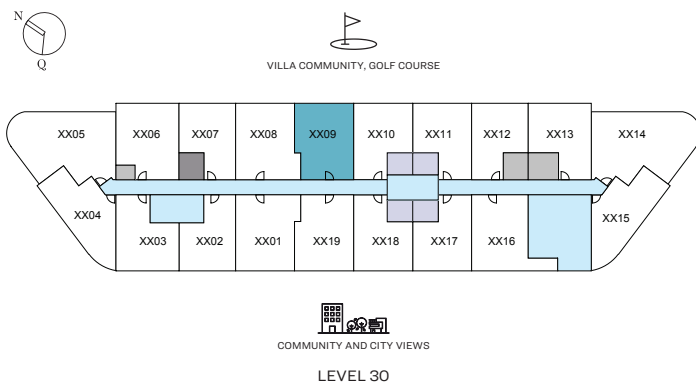
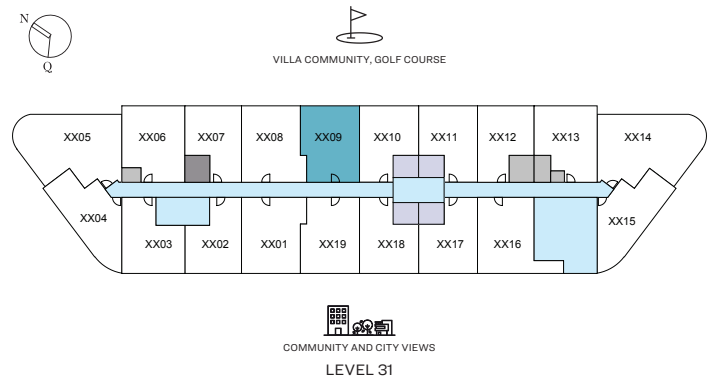
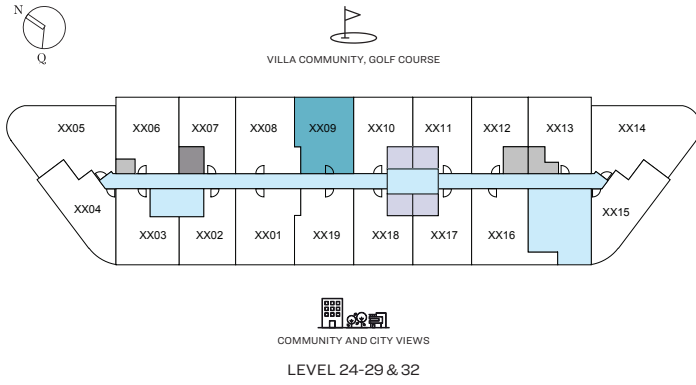
## TOTAL SALEABLE AREA

SUITE RANGE = 585.56 - 585.66 SQ.FT.

BALCONY = 54.36 SQ.FT.

TOTAL RANGE = 639.92 - 640.02 SQ.FT.

UNIT



List of unit numbers with this unit plan:

## VIEWS

Villa Community, Golf Course

B2409, B2509, B2609, B2709, B2809, B2909, B3009, B3109, B3209, B3309, B3409

Disclaimer: 1. All dimensions are in metric, measured to wall finishes. 2. All materials, dimensions & drawings are approximate. 3. Information is subject to change without notice, at developer's absolute discretion. 4. Actual area may vary from the stated area. 5. Drawing are not to scale. 6. All images used are for illustrative purpose only and do not represent the actual size, features, specifications, fittings and furnishings. 7. The developer reserves the right to make revisions/ alterations, at its absolute discretion, without any liability whatsoever.

# 1.5 BEDROOM APARTMENT

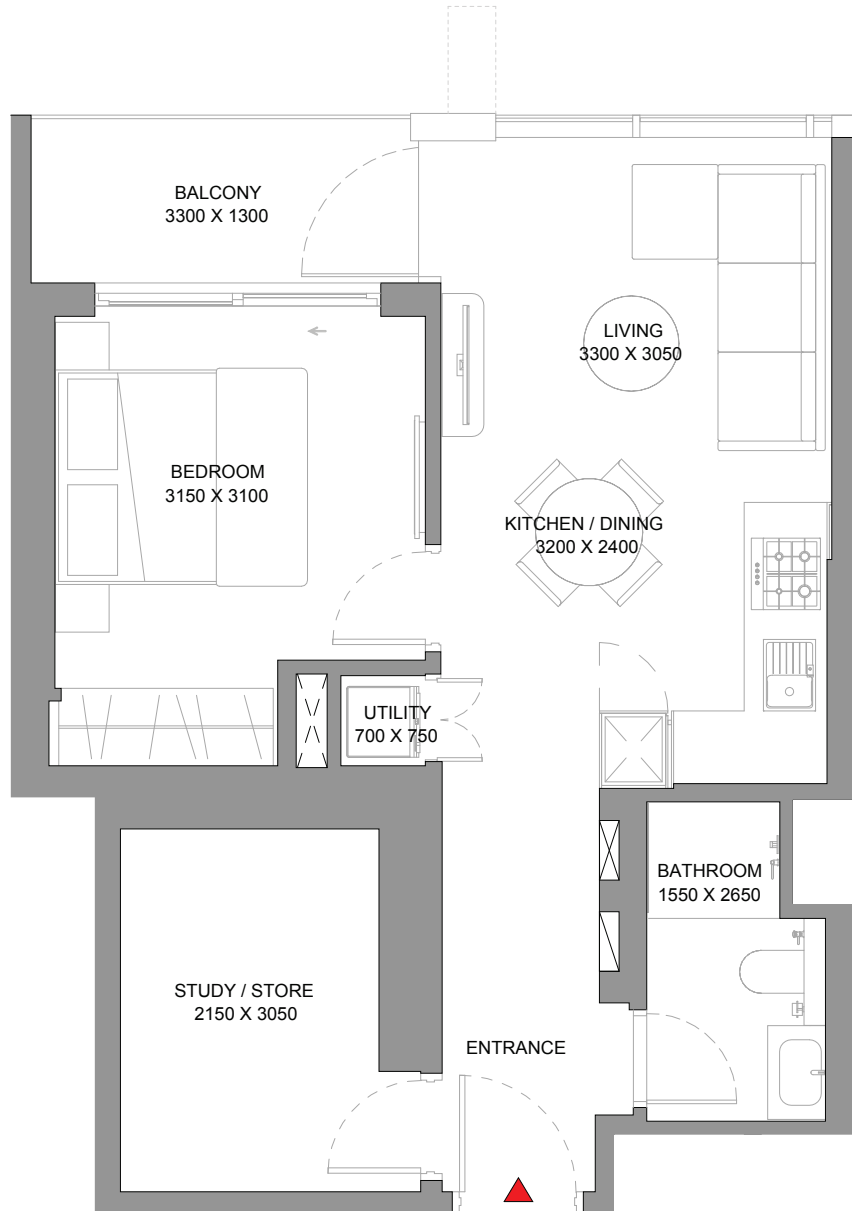
TYPE G (with store room + balcony)

## TOTAL SALEABLE AREA

SUITE RANGE = 585.56 - 585.66 SQ.FT.

BALCONY = 54.36 SQ.FT.

TOTAL RANGE = 639.92 - 640.02 SQ.FT.



List of unit numbers with this unit plan:

## VIEWS

Villa Community, Golf Course

B2409, B2509, B2609, B2709, B2809, B2909, B3009, B3109, B3209, B3309, B3409

Disclaimer: 1. All dimensions are in metric, measured to wall finishes. 2. All materials, dimensions & drawings are approximate. 3. Information is subject to change without notice, at developer's absolute discretion. 4. Actual area may vary from the stated area. 5. Drawing are not to scale. 6. All images used are for illustrative purpose only and do not represent the actual size, features, specifications, fittings and furnishings. 7. The developer reserves the right to make revisions/ alterations, at its absolute discretion, without any liability whatsoever.

# 1.5 BEDROOM APARTMENT

TYPE H (with store room + balcony)

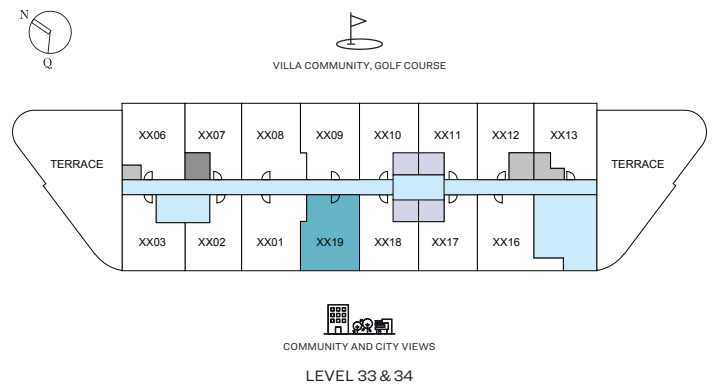
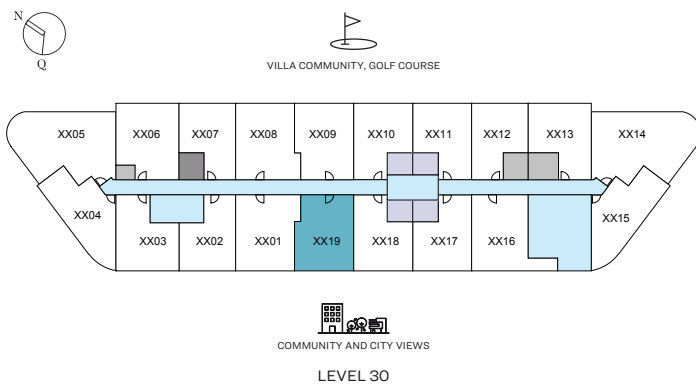
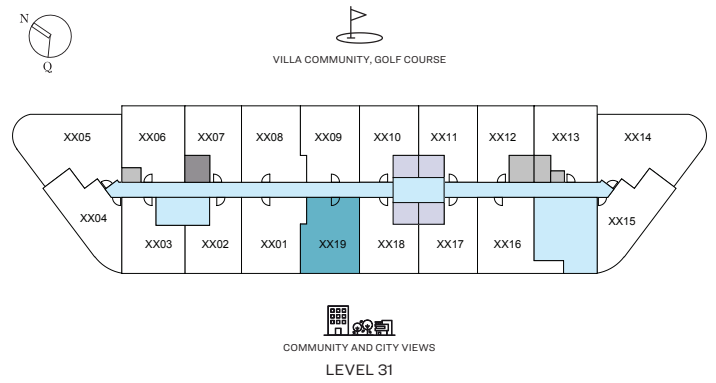
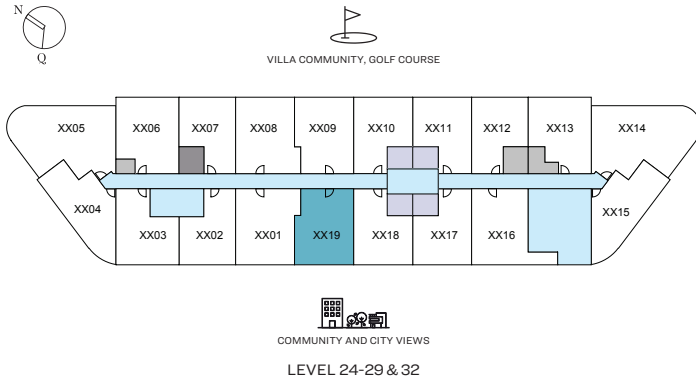
## TOTAL SALEABLE AREA

SUITE = 585.88 SQ.FT.

BALCONY = 54.47 SQ.FT.

TOTAL = 640.35 SQ.FT.

UNIT



List of unit numbers with this unit plan:

## VIEWS

### Community, City View

B2419, B2519, B2619, B2719, B2819, B2919, B3019, B3119, B3219, B3319, B3419

Disclaimer: 1. All dimensions are in metric, measured to wall finishes. 2. All materials, dimensions & drawings are approximate. 3. Information is subject to change without notice, at developer's absolute discretion. 4. Actual area may vary from the stated area. 5. Drawing are not to scale. 6. All images used are for illustrative purpose only and do not represent the actual size, features, specifications, fittings and furnishings. 7. The developer reserves the right to make revisions/ alterations, at its absolute discretion, without any liability whatsoever.

# 1.5 BEDROOM APARTMENT

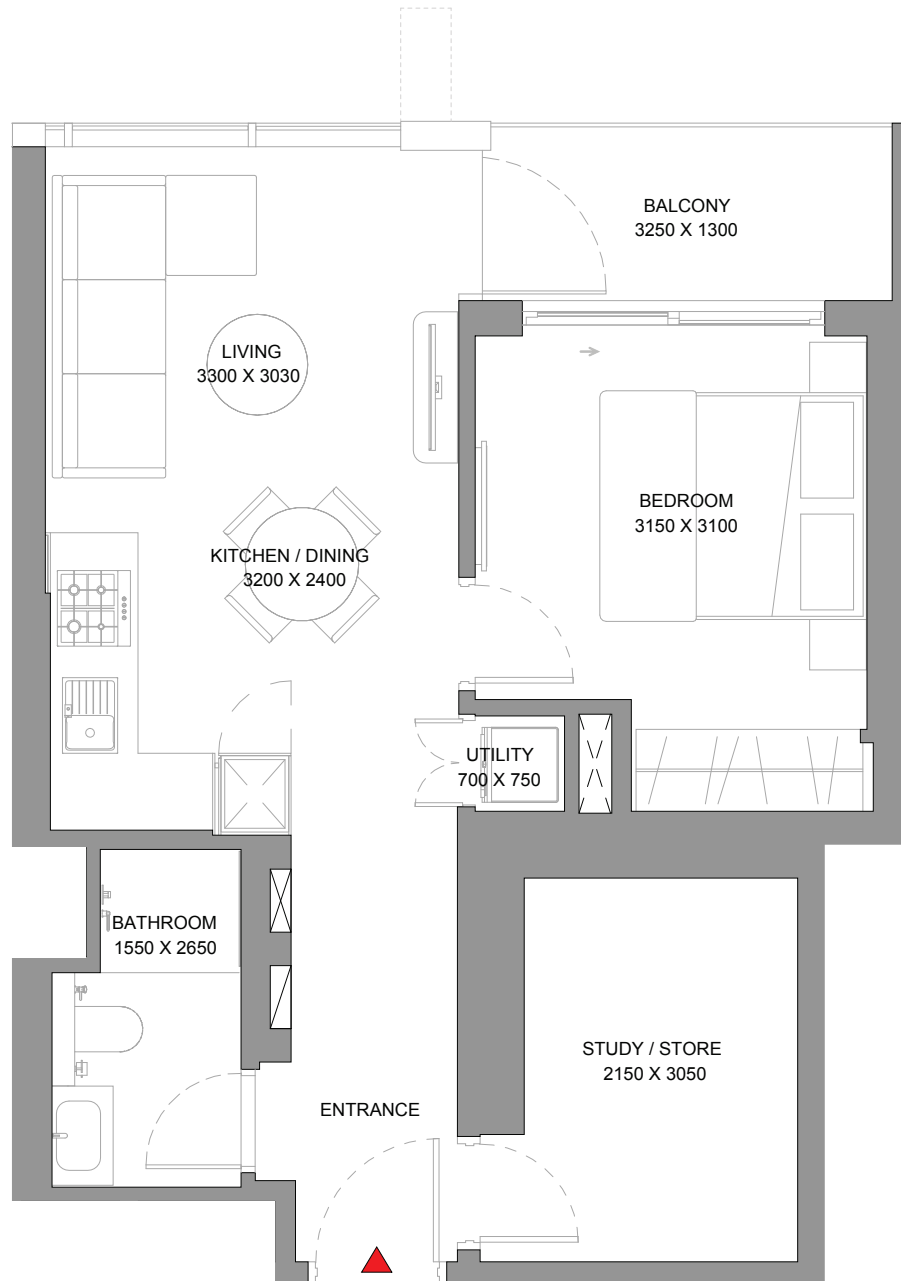
TYPE H (with store room + balcony)

## TOTAL SALEABLE AREA

SUITE = 585.88 SQ.FT.

BALCONY = 54.47 SQ.FT.

TOTAL = 640.35 SQ.FT.



List of unit numbers with this unit plan:

## VIEWS

Community, City View

B2419, B2519, B2619, B2719, B2819, B2919, B3019, B3119, B3219, B3319, B3419

Disclaimer: 1. All dimensions are in metric, measured to wall finishes. 2. All materials, dimensions & drawings are approximate. 3. Information is subject to change without notice, at developer's absolute discretion. 4. Actual area may vary from the stated area. 5. Drawing are not to scale. 6. All images used are for illustrative purpose only and do not represent the actual size, features, specifications, fittings and furnishings. 7. The developer reserves the right to make revisions/ alterations, at its absolute discretion, without any liability whatsoever.

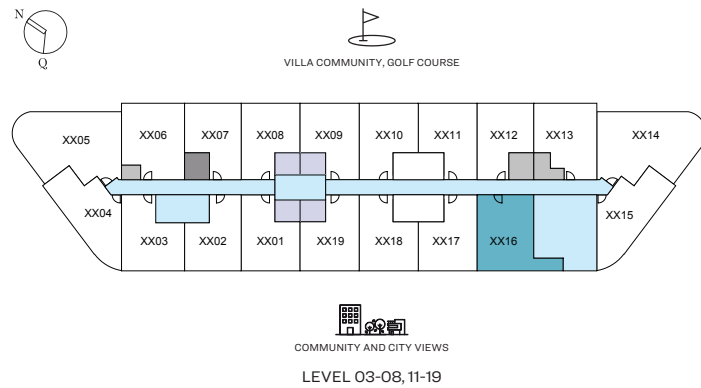
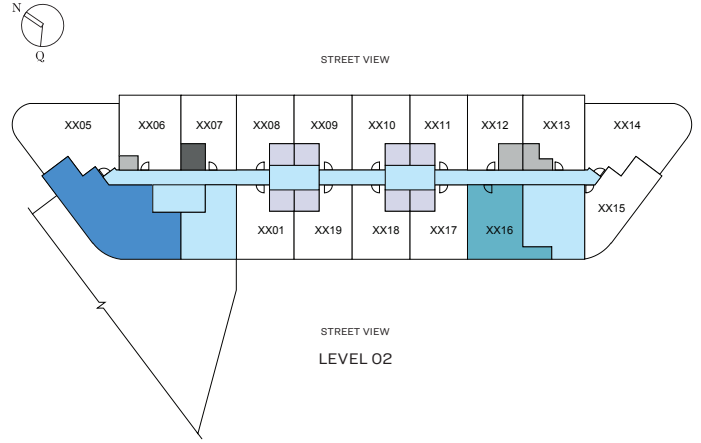
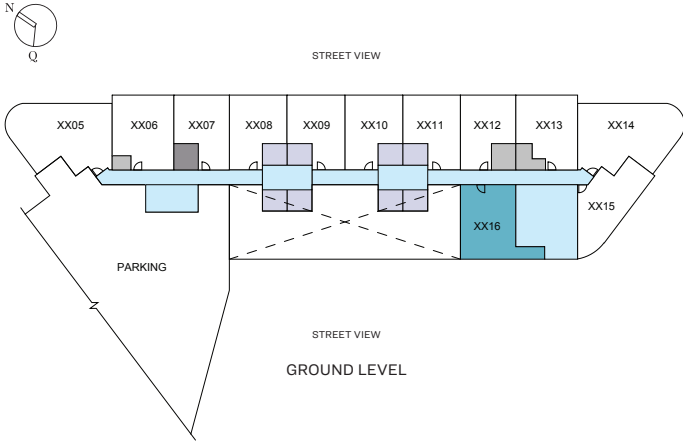
# 1.5 BEDROOM APARTMENT

TYPE J (with store room and powder room + balcony)

## TOTAL SALEABLE AREA

SUITE RANGE = 599.98 - 605.90 SQ.FT.  
 BALCONY RANGE = 100.21 - 100.43 SQ.FT.  
 TOTAL RANGE = 700.19 - 706.22 SQ.FT.

UNIT



List of unit numbers with this unit plan:

## VIEWS

### Street View

B016, B116, B216, B316, B416

### Street View, Community

B516, B616

### Community

B716, B816, B916, B1016

### Community, City View

B1116, B1216, B1316, B1416, B1516, B1616, B1716, B1816, B1916, B2016, B2116, B2216, B2316, B2416, B2516, B2616, B2716, B2816, B2916, B3016, B3116, B3216, B3316, B3416

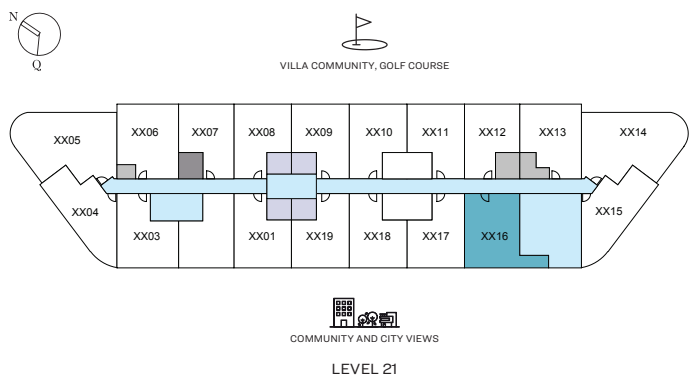
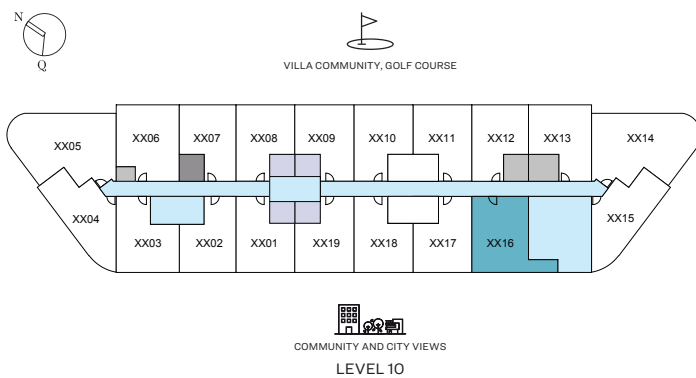
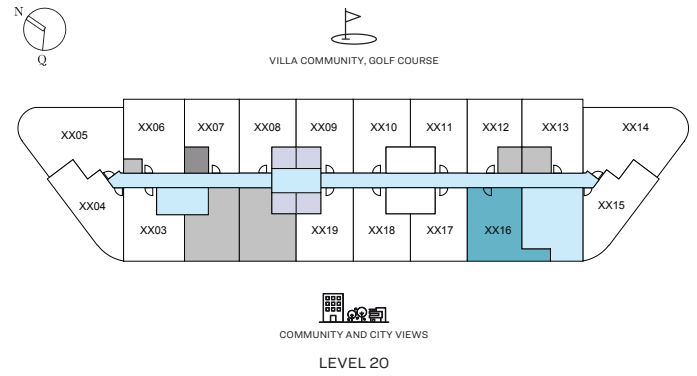
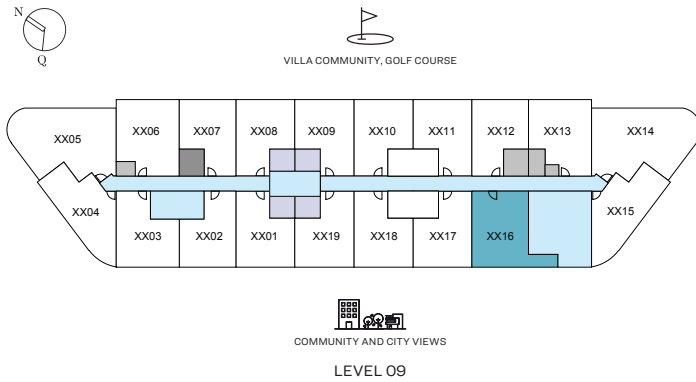
# 1.5 BEDROOM APARTMENT

TYPE J (with store room and powder room + balcony)

## TOTAL SALEABLE AREA

SUITE RANGE = 599.98 - 605.90 SQ.FT.  
 BALCONY RANGE = 100.21 - 100.43 SQ.FT.  
 TOTAL RANGE = 700.19 - 706.22 SQ.FT.

 UNIT



List of unit numbers with this unit plan:

## VIEWS

### Street View

B016, B116, B216, B316, B416

### Street View, Community

B516, B616

### Community

B716, B816, B916, B1016

### Community, City View

B1116, B1216, B1316, B1416, B1516, B1616, B1716, B1816, B1916, B2016, B2116, B2216, B2316, B2416, B2516, B2616, B2716, B2816, B2916, B3016, B3116, B3216, B3316, B3416

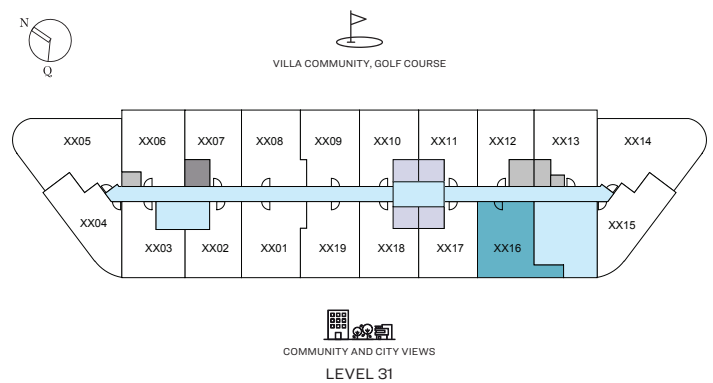
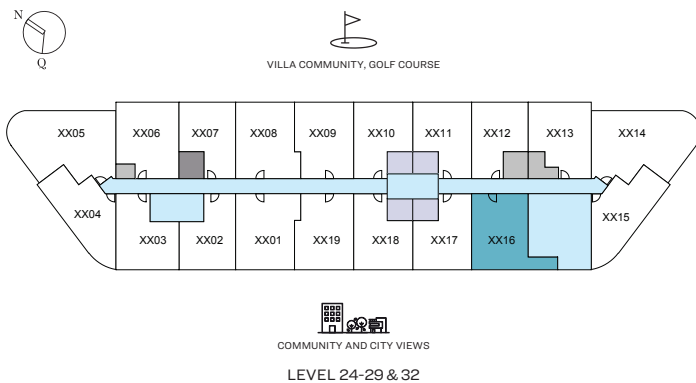
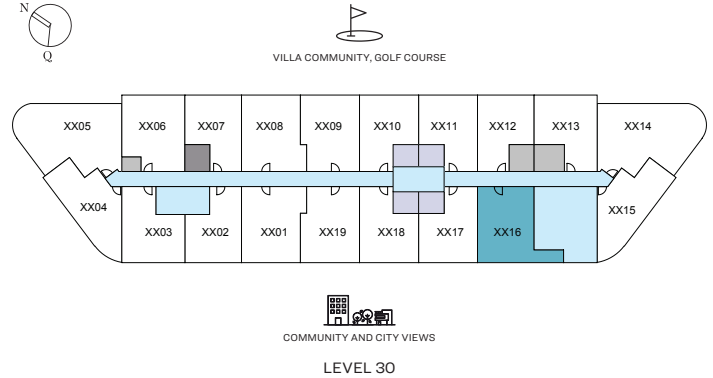
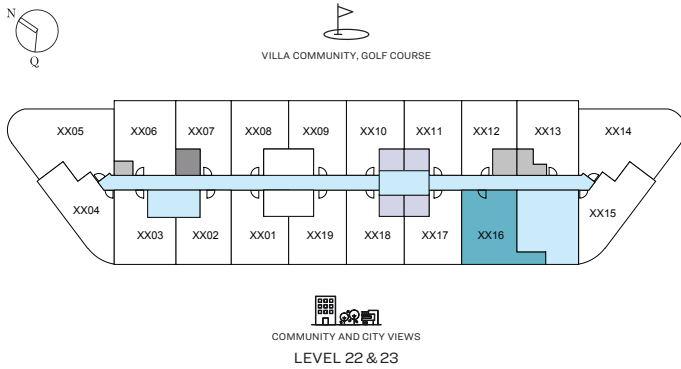
# 1.5 BEDROOM APARTMENT

TYPE J (with store room and powder room + balcony)

## TOTAL SALEABLE AREA

SUITE RANGE = 599.98 - 605.90 SQ.FT.  
 BALCONY RANGE = 100.21 - 100.43 SQ.FT.  
 TOTAL RANGE = 700.19 - 706.22 SQ.FT.

UNIT



List of unit numbers with this unit plan:

## VIEWS

### Street View

B016, B116, B216, B316, B416

### Street View, Community

B516, B616

### Community

B716, B816, B916, B1016

### Community, City View

B1116, B1216, B1316, B1416, B1516, B1616, B1716, B1816, B1916, B2016, B2116, B2216, B2316, B2416, B2516, B2616, B2716, B2816, B2916, B3016, B3116, B3216, B3316, B3416

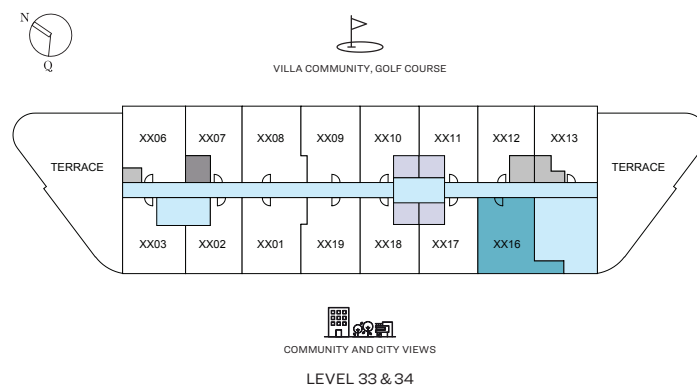
# 1.5 BEDROOM APARTMENT

TYPE J (with store room and powder room + balcony)

## TOTAL SALEABLE AREA

SUITE RANGE = 599.98 - 605.90 SQ.FT.  
BALCONY RANGE = 100.21 - 100.43 SQ.FT.  
TOTAL RANGE = 700.19 - 706.22 SQ.FT.

UNIT



List of unit numbers with this unit plan:

## VIEWS

### Street View

B016, B116, B216, B316, B416

### Street View, Community

B516, B616

### Community

B716, B816, B916, B1016

### Community, City View

B1116, B1216, B1316, B1416, B1516, B1616, B1716, B1816, B1916, B2016, B2116, B2216, B2316, B2416, B2516, B2616, B2716, B2816, B2916, B3016, B3116, B3216, B3316, B3416

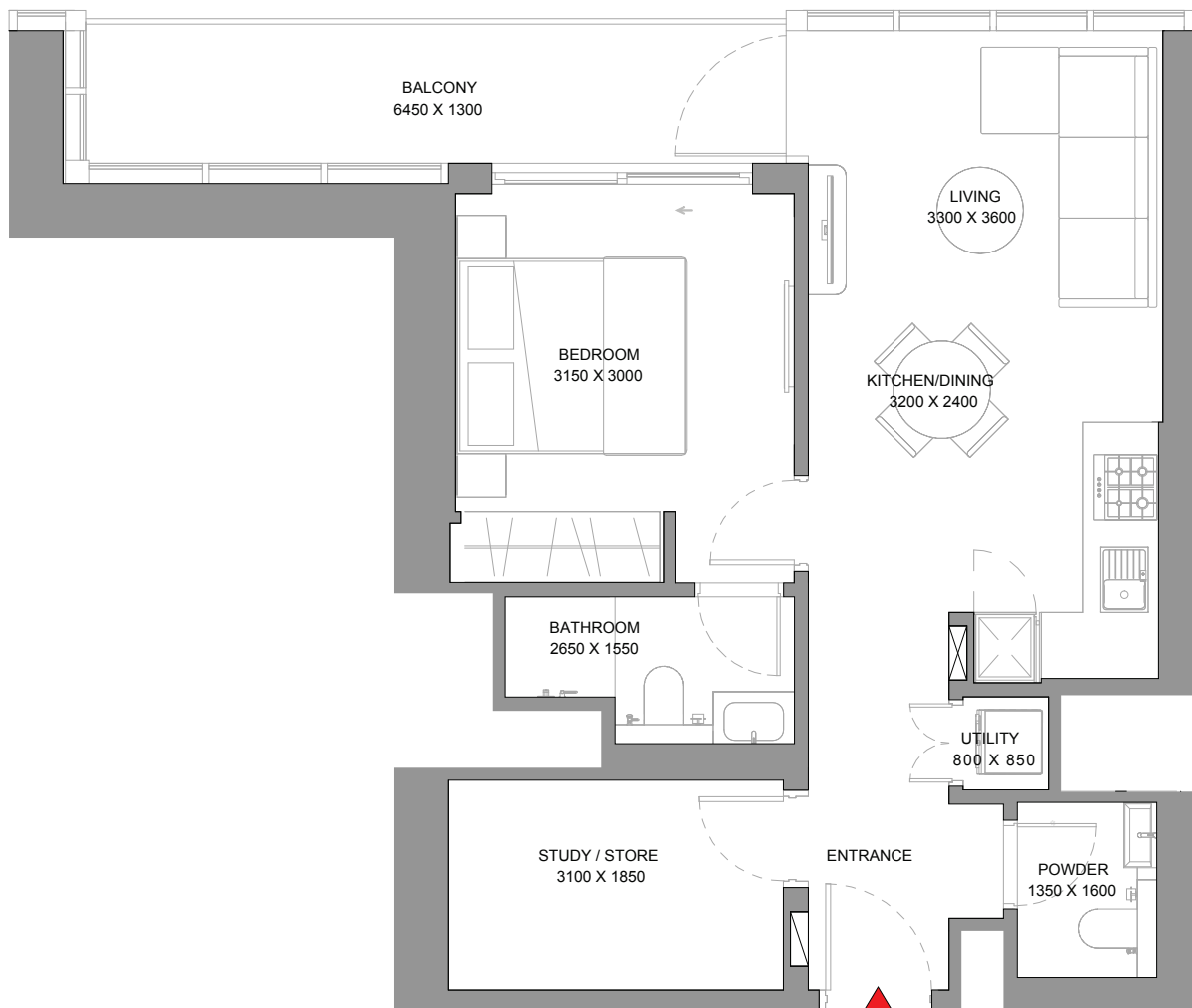
Disclaimer: 1. All dimensions are in metric, measured to wall finishes. 2. All materials, dimensions & drawings are approximate. 3. Information is subject to change without notice, at developer's absolute discretion. 4. Actual area may vary from the stated area. 5. Drawing are not to scale. 6. All images used are for illustrative purpose only and do not represent the actual size, features, specifications, fittings and furnishings. 7. The developer reserves the right to make revisions/ alterations, at its absolute discretion, without any liability whatsoever.

# 1.5 BEDROOM APARTMENT

TYPE J (with store room and powder room + balcony)

## TOTAL SALEABLE AREA

SUITE RANGE = 599.98 - 605.90 SQ.FT.  
BALCONY RANGE = 100.21 - 100.43 SQ.FT.  
TOTAL RANGE = 700.19 - 706.22 SQ.FT.



List of unit numbers with this unit plan:

## VIEWS

### Street View

B016, B116, B216, B316, B416

### Street View, Community

B516, B616

### Community

B716, B816, B916, B1016

### Community, City View

B1116, B1216, B1316, B1416, B1516, B1616, B1716, B1816, B1916, B2016, B2116, B2216, B2316, B2416, B2516, B2616, B2716, B2816, B2916, B3016, B3116, B3216, B3316, B3416



# 1.5 BEDROOM APARTMENT

TYPE O (with study/store room and powder room + balcony)

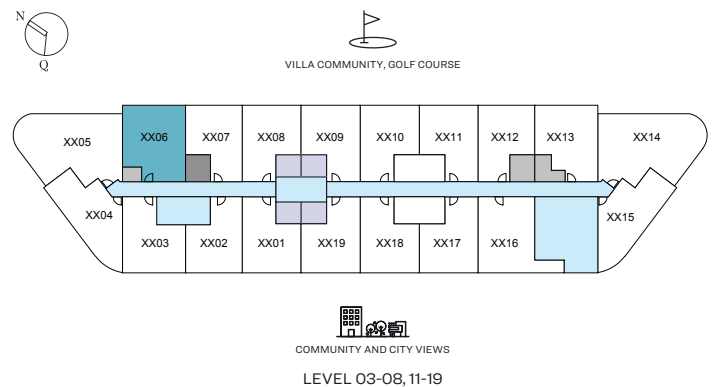
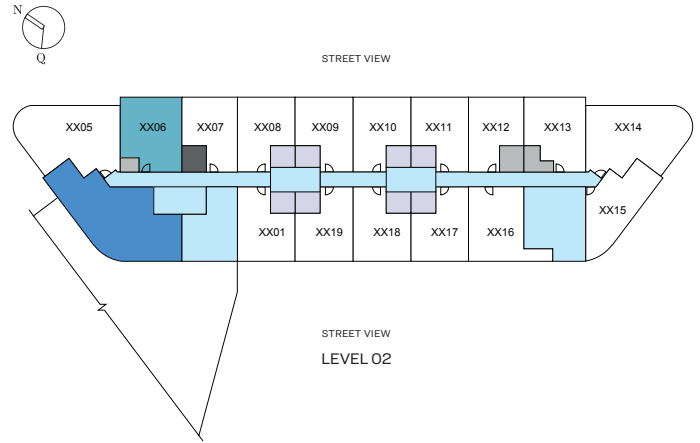
## TOTAL SALEABLE AREA

SUITE RANGE = 559.83 SQ.FT. - 563.38 SQ.FT.

BALCONY RANGE = 54.14 - 54.36 SQ.FT.

TOTAL RANGE = 614.19 - 615.91 SQ.FT.

UNIT



List of unit numbers with this unit plan:

## VIEWS

### Street View

B006, B106, B206, B306

### Street View, Villa Community

B406

### Villa Community, Golf Course

B506, B606, B706, B806, B906, B1006, B1106, B1206, B1306, B1406, B1506, B1606, B1706, B1806, B1906, B2006, B2106, B2206, B2306, B2406, B2506, B2606, B2706, B2806, B2906, B3006, B3106, B3206, B3306, B3406

Disclaimer: 1. All dimensions are in metric, measured to wall finishes. 2. All materials, dimensions & drawings are approximate. 3. Information is subject to change without notice, at developer's absolute discretion. 4. Actual area may vary from the stated area. 5. Drawing are not to scale. 6. All images used are for illustrative purpose only and do not represent the actual size, features, specifications, fittings and furnishings. 7. The developer reserves the right to make revisions/ alterations, at its absolute discretion, without any liability whatsoever.

# 1.5 BEDROOM APARTMENT

TYPE O (with study/store room and powder room + balcony)

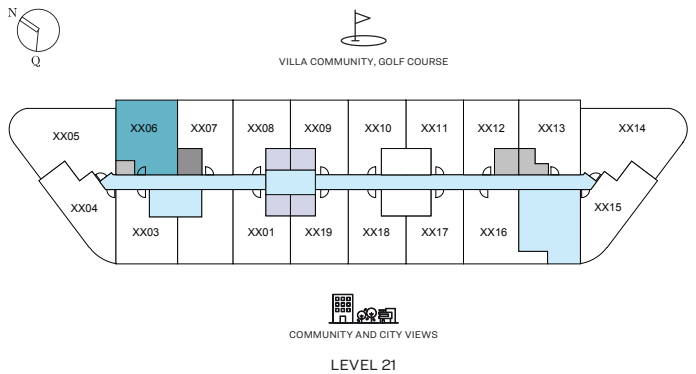
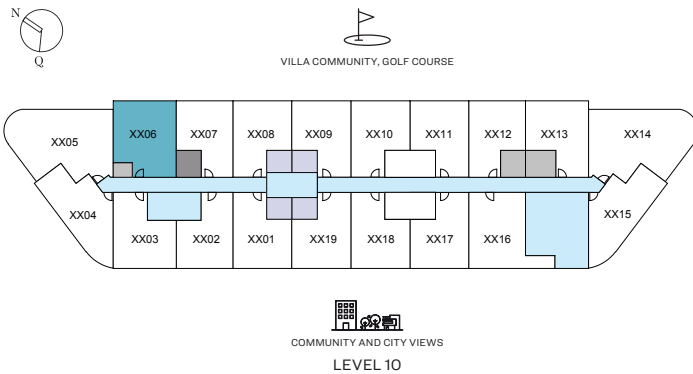
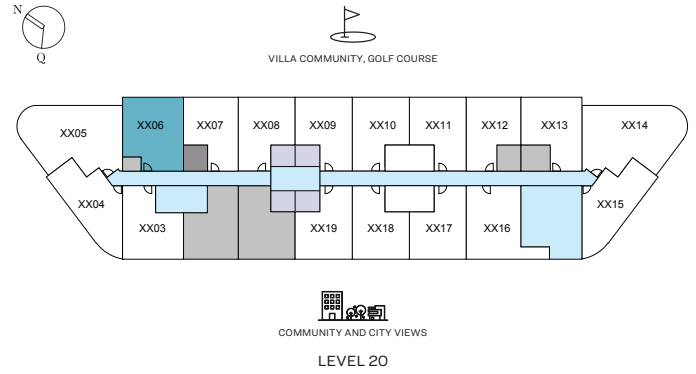
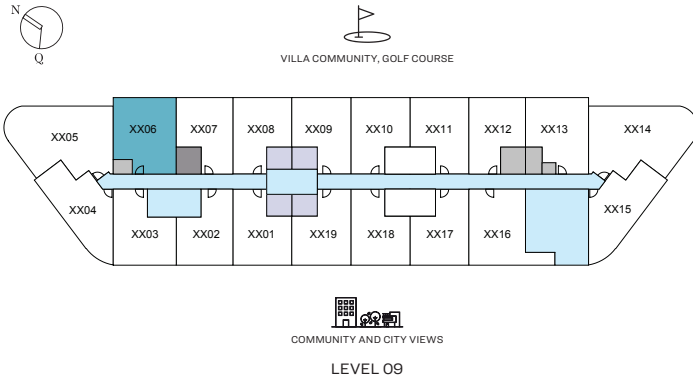
## TOTAL SALEABLE AREA

SUITE RANGE = 559.83 SQ.FT. - 563.38 SQ.FT.

BALCONY RANGE = 54.14 - 54.36 SQ.FT.

TOTAL RANGE = 614.19 - 615.91 SQ.FT.

UNIT



List of unit numbers with this unit plan:

## VIEWS

### Street View

B006, B106, B206, B306

### Street View, Villa Community

B406

### Villa Community, Golf Course

B506, B606, B706, B806, B906, B1006, B1106, B1206, B1306, B1406, B1506, B1606, B1706, B1806, B1906, B2006, B2106, B2206, B2306, B2406, B2506, B2606, B2706, B2806, B2906, B3006, B3106, B3206, B3306, B3406

Disclaimer: 1. All dimensions are in metric, measured to wall finishes. 2. All materials, dimensions & drawings are approximate. 3. Information is subject to change without notice, at developer's absolute discretion. 4. Actual area may vary from the stated area. 5. Drawing are not to scale. 6. All images used are for illustrative purpose only and do not represent the actual size, features, specifications, fittings and furnishings. 7. The developer reserves the right to make revisions/ alterations, at its absolute discretion, without any liability whatsoever.

# 1.5 BEDROOM APARTMENT

TYPE O (with study/store room and powder room + balcony)

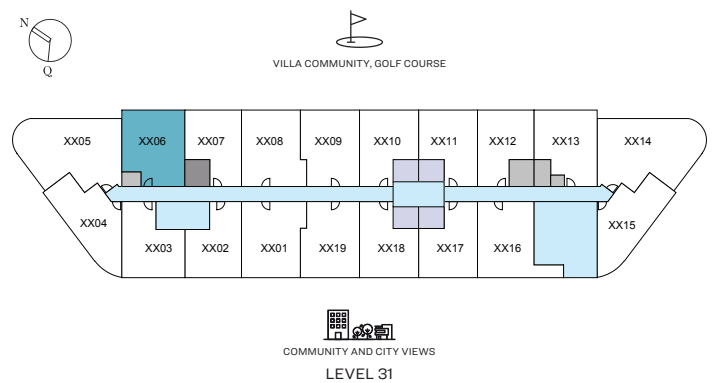
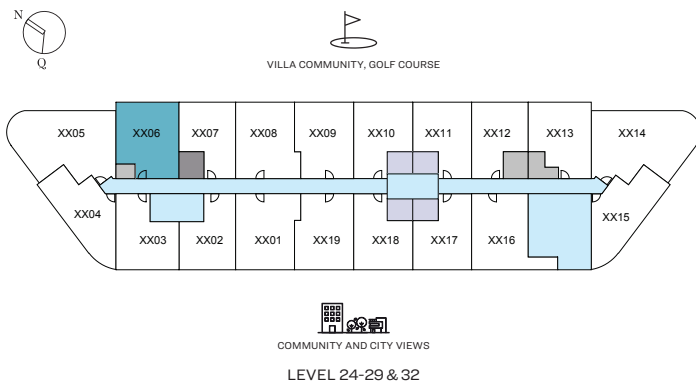
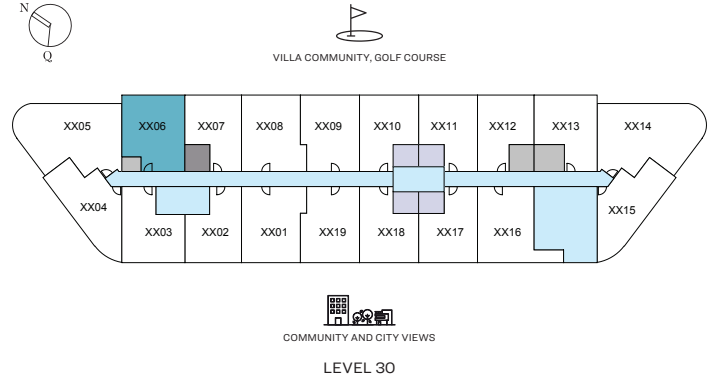
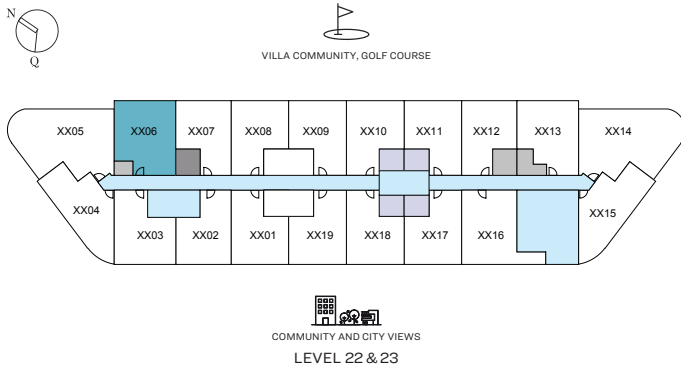
## TOTAL SALEABLE AREA

SUITE RANGE = 559.83 SQ.FT. - 563.38 SQ.FT.

BALCONY RANGE = 54.14 - 54.36 SQ.FT.

TOTAL RANGE = 614.19 - 615.91 SQ.FT.

UNIT



List of unit numbers with this unit plan:

## VIEWS

### Street View

B006, B106, B206, B306

### Street View, Villa Community

B406

### Villa Community, Golf Course

B506, B606, B706, B806, B906, B1006, B1106, B1206, B1306, B1406, B1506, B1606, B1706, B1806, B1906, B2006, B2106, B2206, B2306, B2406, B2506, B2606, B2706, B2806, B2906, B3006, B3106, B3206, B3306, B3406

Disclaimer: 1. All dimensions are in metric, measured to wall finishes. 2. All materials, dimensions & drawings are approximate. 3. Information is subject to change without notice, at developer's absolute discretion. 4. Actual area may vary from the stated area. 5. Drawing are not to scale. 6. All images used are for illustrative purpose only and do not represent the actual size, features, specifications, fittings and furnishings. 7. The developer reserves the right to make revisions/ alterations, at its absolute discretion, without any liability whatsoever.

# 1.5 BEDROOM APARTMENT

TYPE O (with study/store room and powder room + balcony)

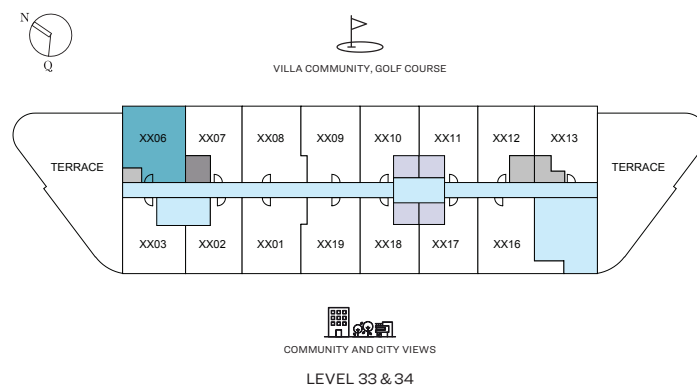
## TOTAL SALEABLE AREA

SUITE RANGE = 559.83 SQ.FT. - 563.38 SQ.FT.

BALCONY RANGE = 54.14 - 54.36 SQ.FT.

TOTAL RANGE = 614.19 - 615.91 SQ.FT.

UNIT



List of unit numbers with this unit plan:

## VIEWS

### Street View

B006, B106, B206, B306

### Street View, Villa Community

B406

### Villa Community, Golf Course

B506, B606, B706, B806, B906, B1006, B1106, B1206, B1306, B1406, B1506, B1606, B1706, B1806, B1906, B2006, B2106, B2206, B2306, B2406, B2506, B2606, B2706, B2806, B2906, B3006, B3106, B3206, B3306, B3406

Disclaimer: 1. All dimensions are in metric, measured to wall finishes. 2. All materials, dimensions & drawings are approximate. 3. Information is subject to change without notice, at developer's absolute discretion. 4. Actual area may vary from the stated area. 5. Drawing are not to scale. 6. All images used are for illustrative purpose only and do not represent the actual size, features, specifications, fittings and furnishings. 7. The developer reserves the right to make revisions/ alterations, at its absolute discretion, without any liability whatsoever.

# 1.5 BEDROOM APARTMENT

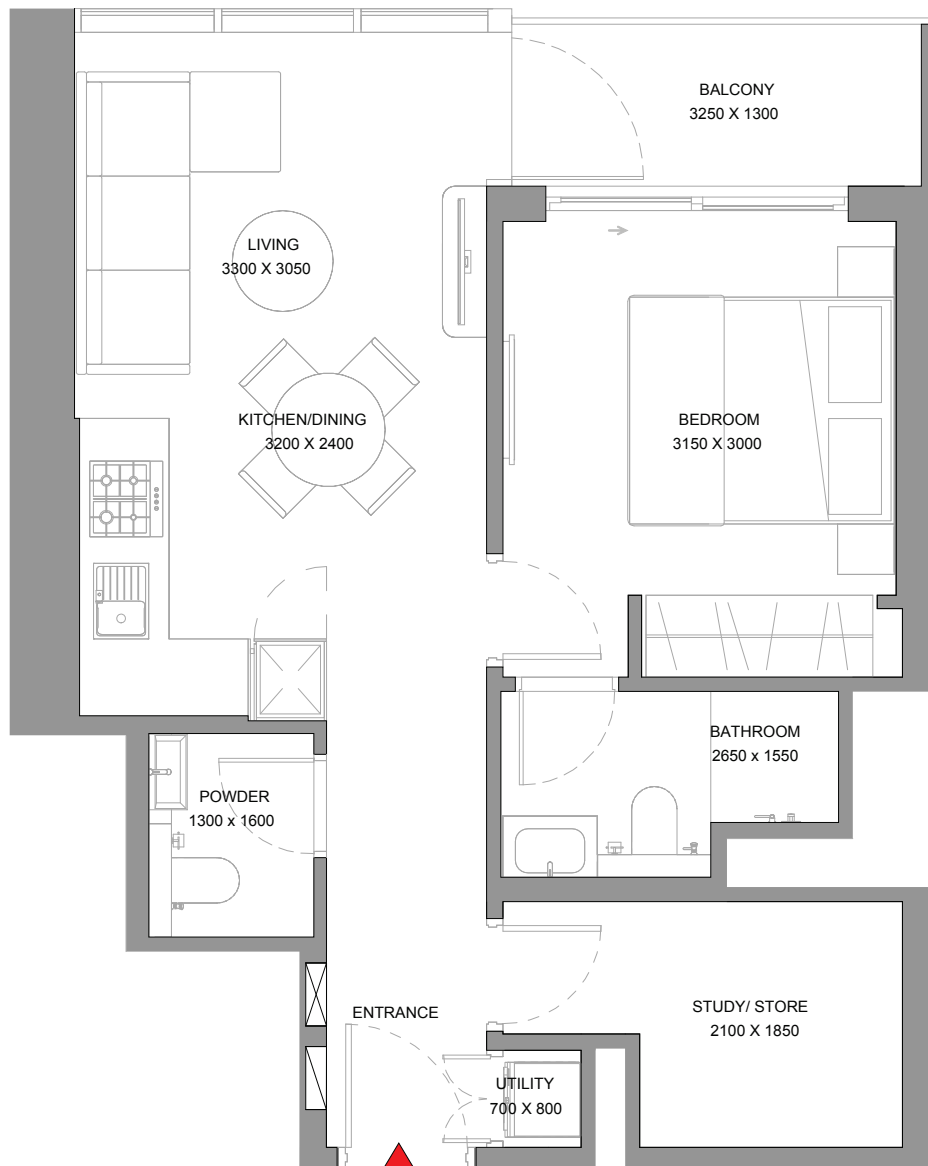
TYPE O (with study/store room and powder room + balcony)

## TOTAL SALEABLE AREA

SUITE RANGE = 559.83 SQ.FT. - 563.38 SQ.FT.

BALCONY RANGE = 54.14 - 54.36 SQ.FT.

TOTAL RANGE = 614.19 - 615.91 SQ.FT.



List of unit numbers with this unit plan:

## VIEWS

### Street View

B006, B106, B206, B306

### Street View, Villa Community

B406

### Villa Community, Golf Course

B506, B606, B706, B806, B906, B1006, B1106, B1206, B1306, B1406, B1506, B1606, B1706, B1806, B1906, B2006, B2106, B2206, B2306, B2406, B2506, B2606, B2706, B2806, B2906, B3006, B3106, B3206, B3306, B3406



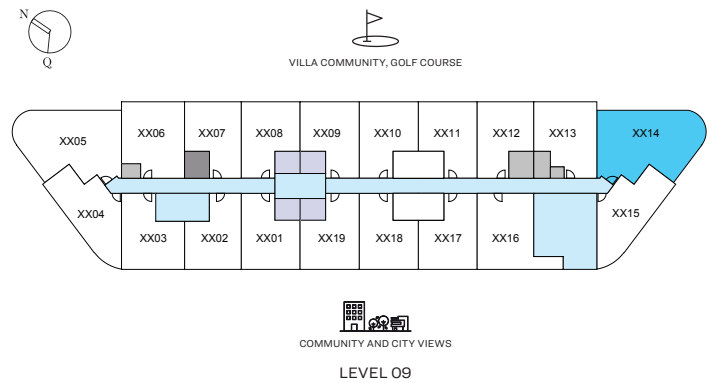
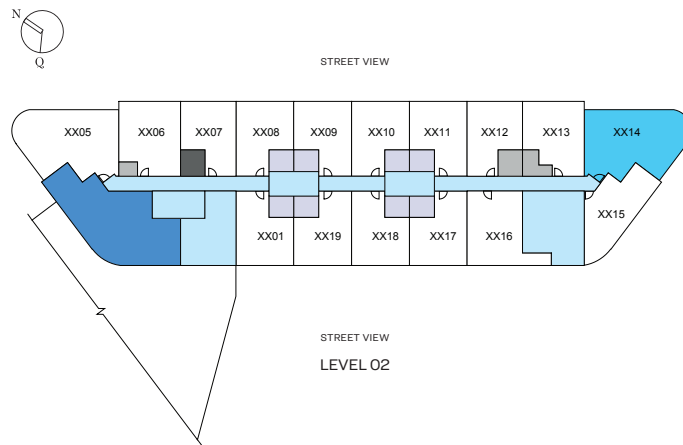
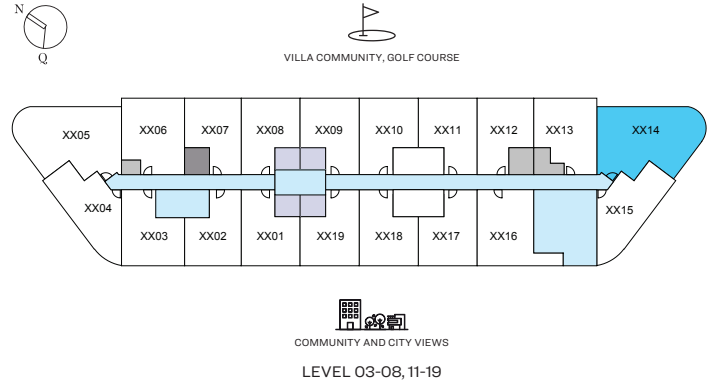
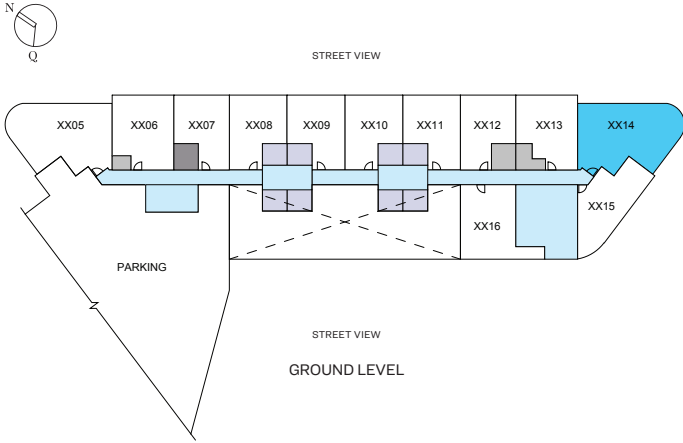
# 2 BEDROOM APARTMENT

TYPE A (with shared powder + balcony)

## TOTAL SALEABLE AREA

SUITE RANGE = 902.23 - 905.78 SQ.FT.  
 BALCONY RANGE = 83.64 - 89.77 SQ.FT.  
 TOTAL RANGE = 989.42 - 992.32 SQ.FT.

 UNIT



List of unit numbers with this unit plan:

## VIEWS

### Street View

B014, B214, B314, B414

### 180 degree views ( Villa Community, Golf Course, Community, City View)

B514, B614, B714, B814, B914, B1014, B1114, B1214, B1314, B1414, B1514, B1614, B1714, B1814, B1914, B2014, B2114, B2214, B2314, B2414, B2514, B2614, B2714, B2814, B2914, B3014, B3114, B3214

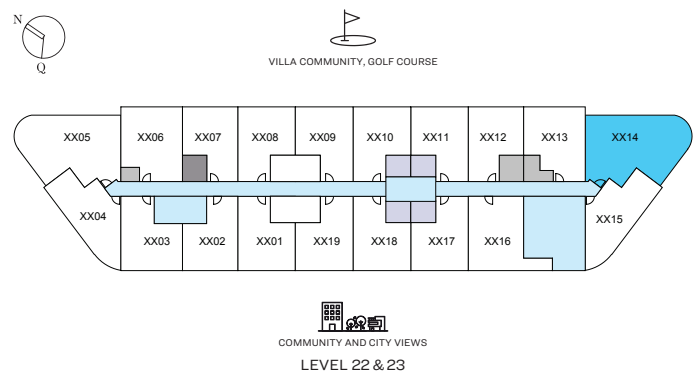
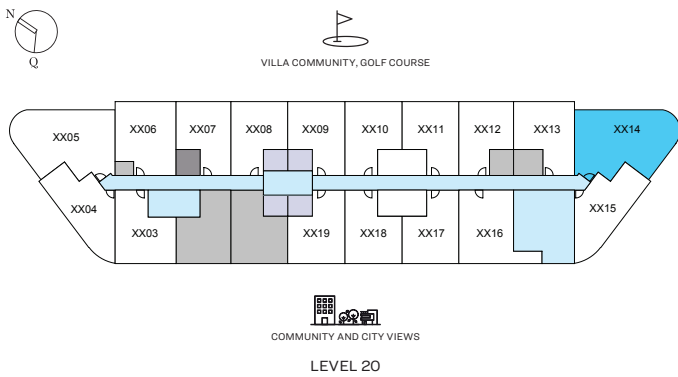
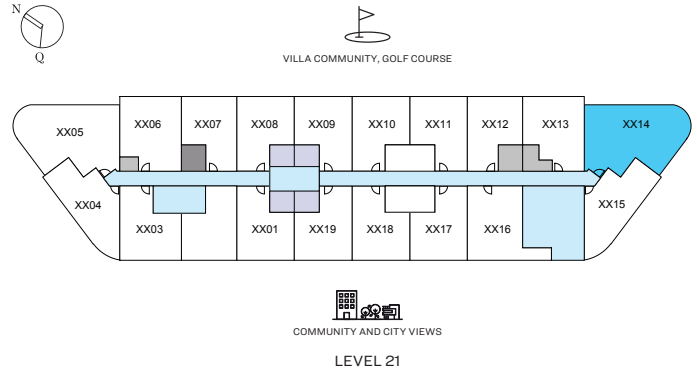
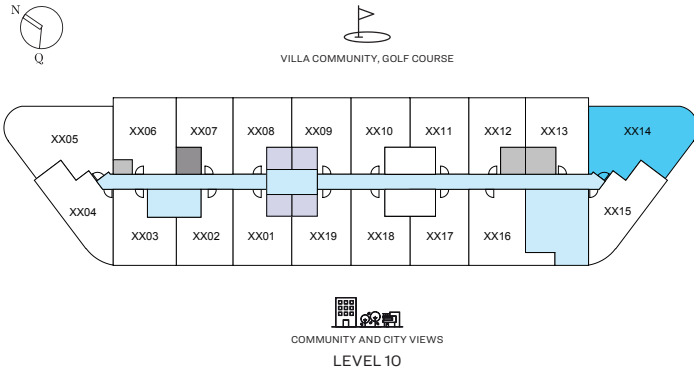
Disclaimer: 1. All dimensions are in metric, measured to wall finishes. 2. All materials, dimensions & drawings are approximate. 3. Information is subject to change without notice, at developer's absolute discretion. 4. Actual area may vary from the stated area. 5. Drawing are not to scale. 6. All images used are for illustrative purpose only and do not represent the actual size, features, specifications, fittings and furnishings. 7. The developer reserves the right to make revisions/ alterations, at its absolute discretion, without any liability whatsoever.

# 2 BEDROOM APARTMENT

## TYPE A (with shared powder + balcony)

**TOTAL SALEABLE AREA**  
 SUITE RANGE = 902.23 - 905.78 SQ.FT.  
 BALCONY RANGE = 83.64 - 89.77 SQ.FT.  
 TOTAL RANGE = 989.42 - 992.32 SQ.FT.

 UNIT



List of unit numbers with this unit plan:

### VIEWS

#### Street View

B014, B214, B314, B414

#### 180 degree views ( Villa Community, Golf Course, Community, City View)

B514, B614, B714, B814, B914, B1014, B1114, B1214, B1314, B1414, B1514, B1614, B1714, B1814, B1914, B2014, B2114, B2214, B2314, B2414, B2514, B2614, B2714, B2814, B2914, B3014, B3114, B3214

Disclaimer: 1. All dimensions are in metric, measured to wall finishes. 2. All materials, dimensions & drawings are approximate. 3. Information is subject to change without notice, at developer's absolute discretion. 4. Actual area may vary from the stated area. 5. Drawing are not to scale. 6. All images used are for illustrative purpose only and do not represent the actual size, features, specifications, fittings and furnishings. 7. The developer reserves the right to make revisions/ alterations, at its absolute discretion, without any liability whatsoever.

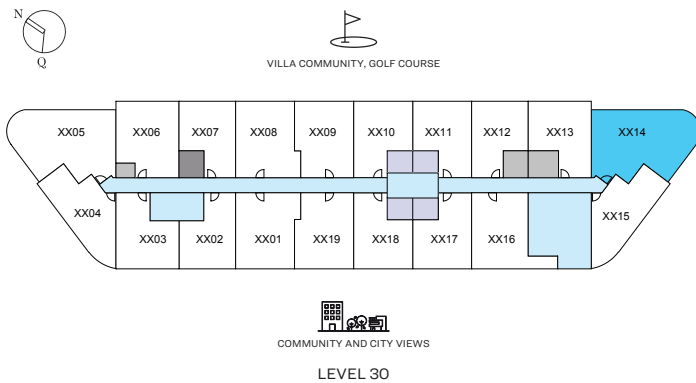
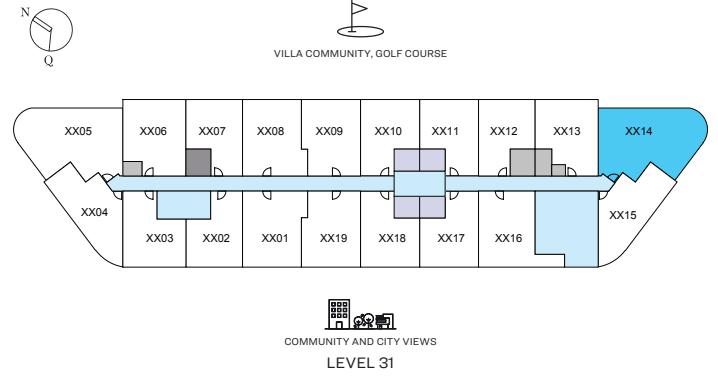
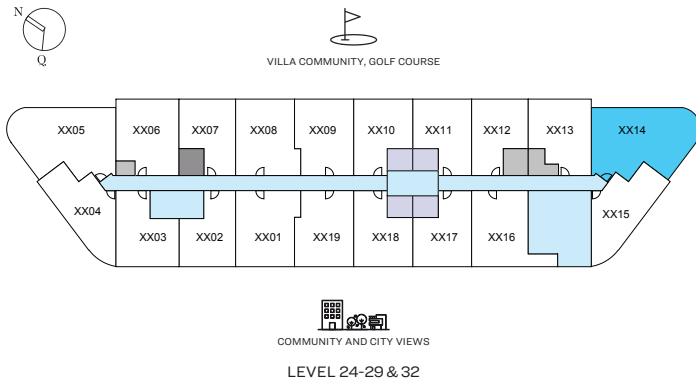
# 2 BEDROOM APARTMENT

TYPE A (with shared powder + balcony)

## TOTAL SALEABLE AREA

SUITE RANGE = 902.23 - 905.78 SQ.FT.  
 BALCONY RANGE = 83.64 - 89.77 SQ.FT.  
 TOTAL RANGE = 989.42 - 992.32 SQ.FT.

 UNIT



List of unit numbers with this unit plan:

## VIEWS

### Street View

B014, B214, B314, B414

### 180 degree views ( Villa Community, Golf Course, Community, City View)

B514, B614, B714, B814, B914, B1014, B1114, B1214, B1314, B1414, B1514, B1614, B1714, B1814, B1914, B2014, B2114, B2214, B2314, B2414, B2514, B2614, B2714, B2814, B2914, B3014, B3114, B3214

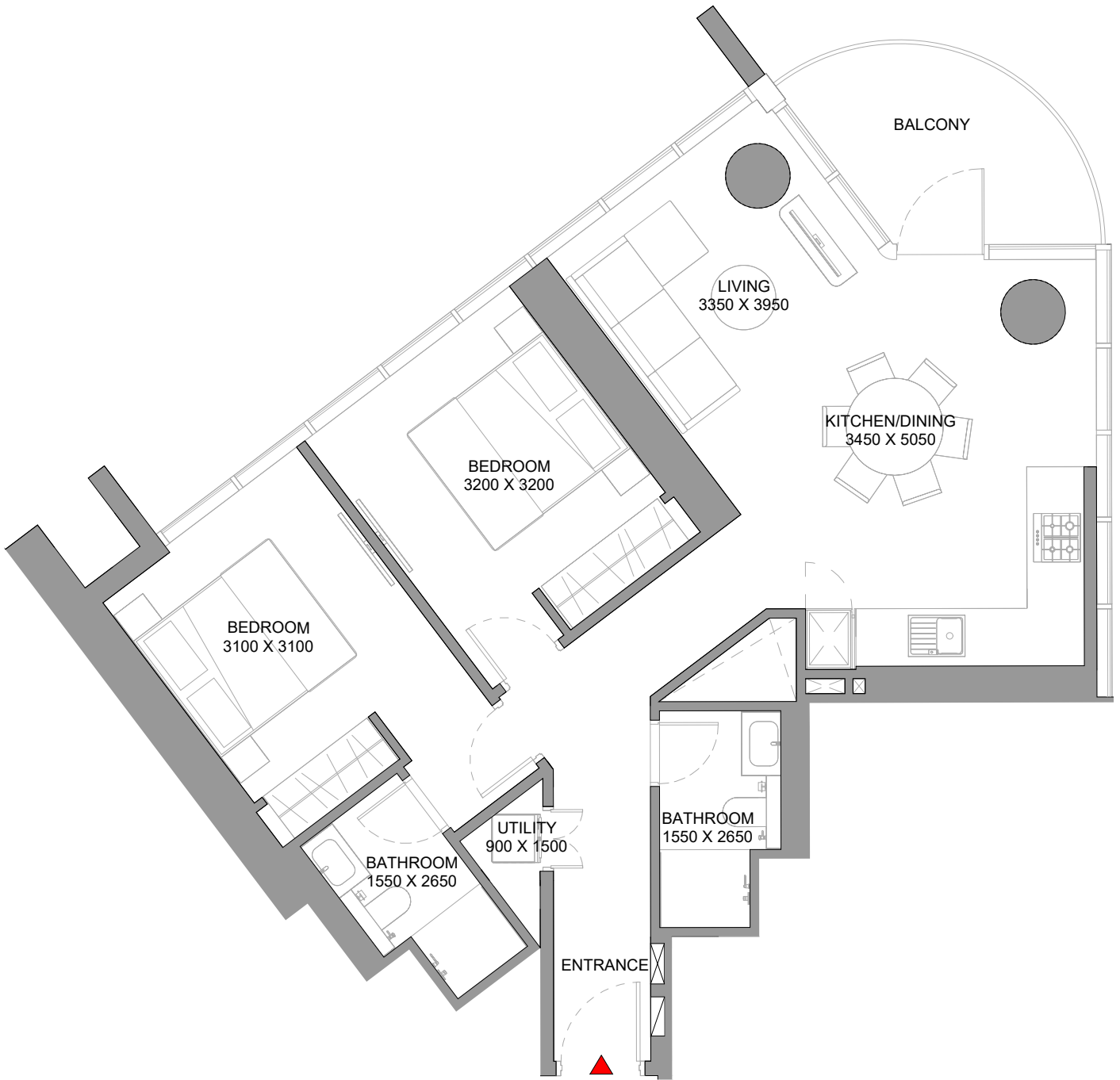
Disclaimer: 1. All dimensions are in metric, measured to wall finishes. 2. All materials, dimensions & drawings are approximate. 3. Information is subject to change without notice, at developer's absolute discretion. 4. Actual area may vary from the stated area. 5. Drawing are not to scale. 6. All images used are for illustrative purpose only and do not represent the actual size, features, specifications, fittings and furnishings. 7. The developer reserves the right to make revisions/ alterations, at its absolute discretion, without any liability whatsoever.

# 2 BEDROOM APARTMENT

TYPE A (with shared powder + balcony)

## TOTAL SALEABLE AREA

SUITE RANGE = 902.23 - 905.78 SQ.FT.  
BALCONY RANGE = 83.64 - 89.77 SQ.FT.  
TOTAL RANGE = 989.42 - 992.32 SQ.FT.



List of unit numbers with this unit plan:

## VIEWS

### Street View

B014, B214, B314, B414

### 180 degree views ( Villa Community, Golf Course, Community, City View)

B514, B614, B714, B814, B914, B1014, B1114, B1214, B1314, B1414, B1514, B1614, B1714, B1814, B1914, B2014, B2114, B2214, B2314, B2414, B2514, B2614, B2714, B2814, B2914, B3014, B3114, B3214

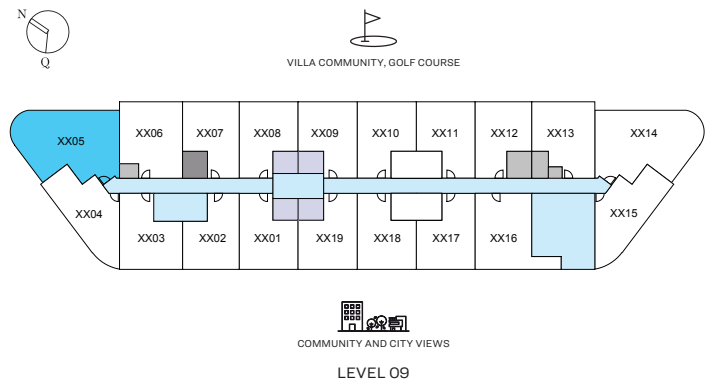
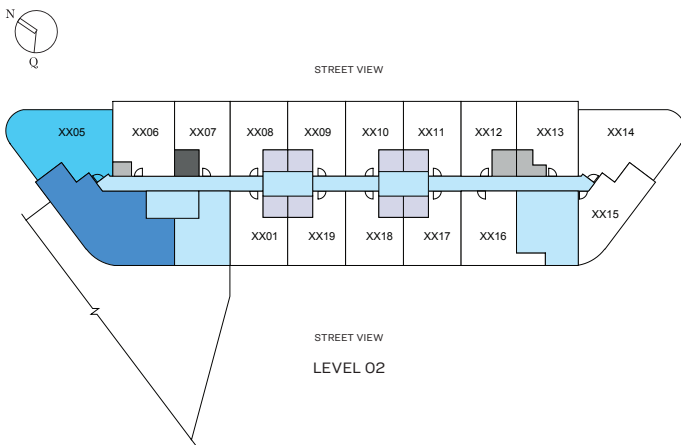
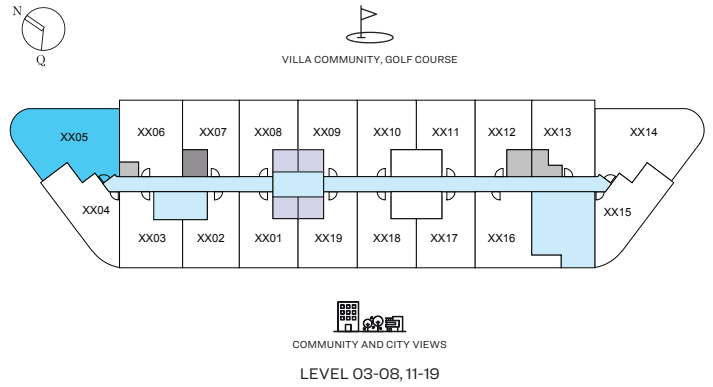
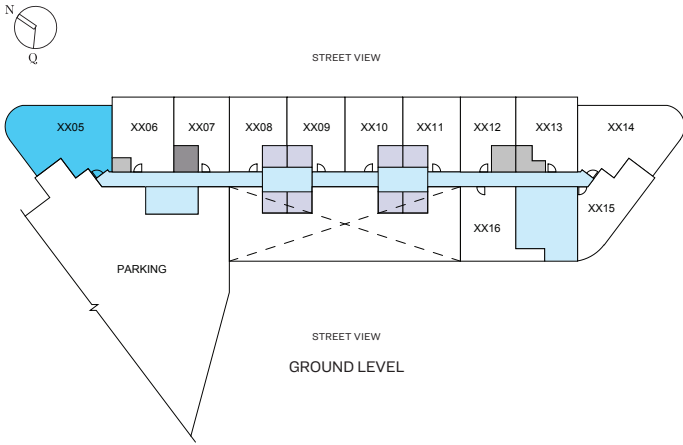


# 2 BEDROOM APARTMENT

## TYPE B (with shared powder + balcony)

**TOTAL SALEABLE AREA**  
 SUITE RANGE = 904.60 - 906.43 SQ.FT.  
 BALCONY = 985.54 SQ.FT.  
 TOTAL RANGE = 985.54 - 994.16 SQ.FT.

 UNIT



List of unit numbers with this unit plan:

### VIEWS

#### Street View

B005, B205, B305

#### 180 degree views (Amenities, Villa Community, Golf Course)

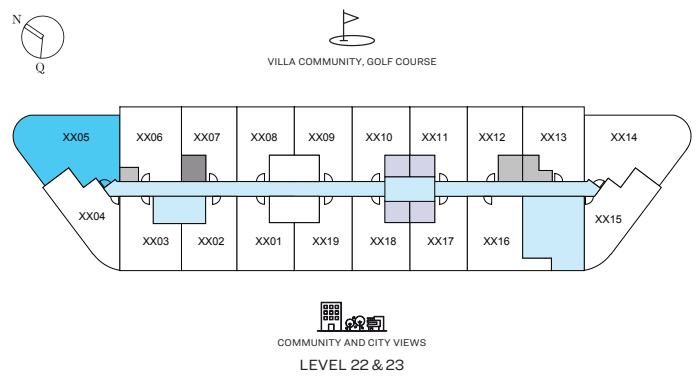
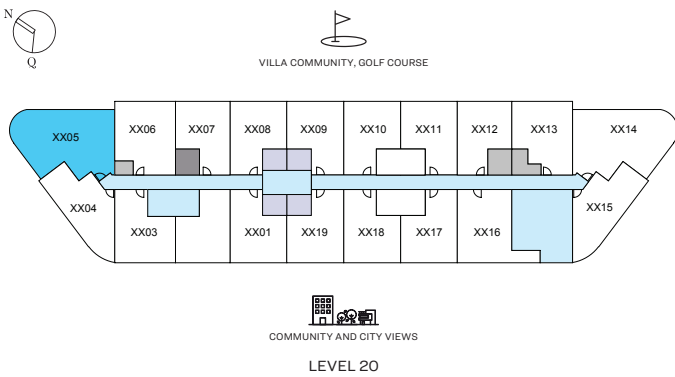
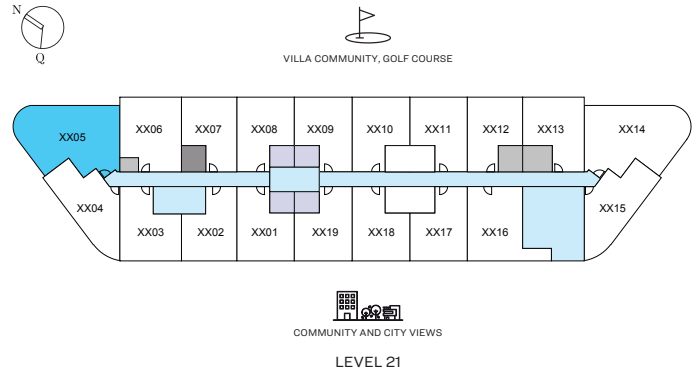
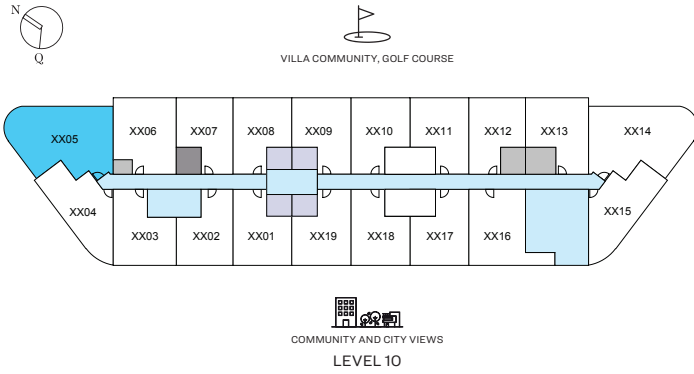
B405, B505, B605, B705, B805, B905, B1005, B1105, B1205, B1305, B1405, B1505, B1605, B1705, B1805, B1905, B2005, B2105, B2205, B2305, B2405, B2505, B2605, B2705, B2805, B2905, B3005, B3105, B3205

# 2 BEDROOM APARTMENT

## TYPE B (with shared powder + balcony)

**TOTAL SALEABLE AREA**  
 SUITE RANGE = 904.60 - 906.43 SQ.FT.  
 BALCONY = 985.54 SQ.FT.  
 TOTAL RANGE = 985.54 - 994.16 SQ.FT.

 UNIT



List of unit numbers with this unit plan:

## VIEWS

### Street View

B005, B205, B305

### 180 degree views (Amenities, Villa Community, Golf Course)

B405, B505, B605, B705, B805, B905, B1005, B1105, B1205, B1305, B1405, B1505, B1605, B1705, B1805, B1905, B2005, B2105, B2205, B2305, B2405, B2505, B2605, B2705, B2805, B2905, B3005, B3105, B3205

# 2 BEDROOM APARTMENT

TYPE B (with shared powder + balcony)

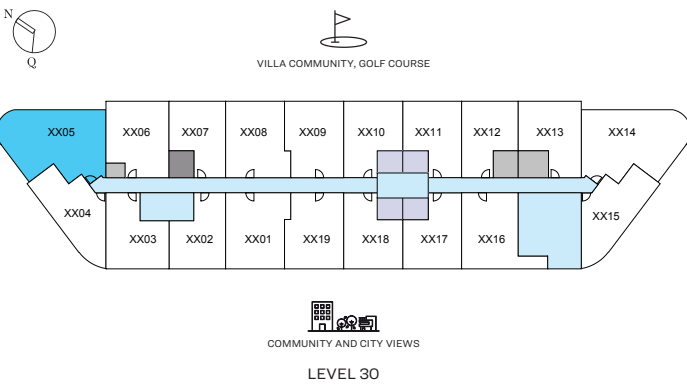
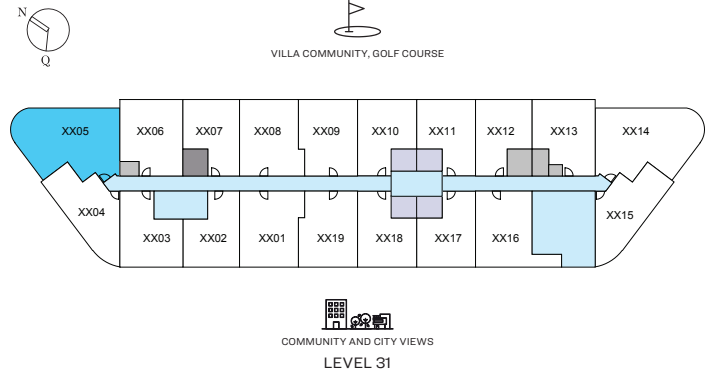
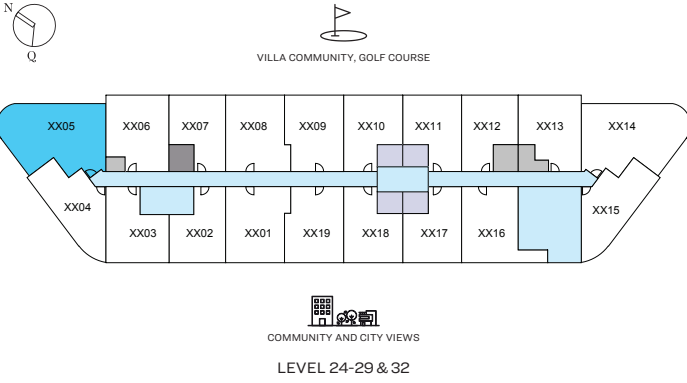
## TOTAL SALEABLE AREA

SUITE RANGE = 904.60 - 906.43 SQ.FT.

BALCONY = 985.54 SQ.FT.

TOTAL RANGE = 985.54 - 994.16 SQ.FT.

 UNIT



List of unit numbers with this unit plan:

## VIEWS

### Street View

B005, B205, B305

### 180 degree views (Amenities, Villa Community, Golf Course)

B405, B505, B605, B705, B805, B905, B1005, B1105, B1205, B1305, B1405, B1505, B1605, B1705, B1805, B1905, B2005, B2105, B2205, B2305, B2405, B2505, B2605, B2705, B2805, B2905, B3005, B3105, B3205

# 2 BEDROOM APARTMENT

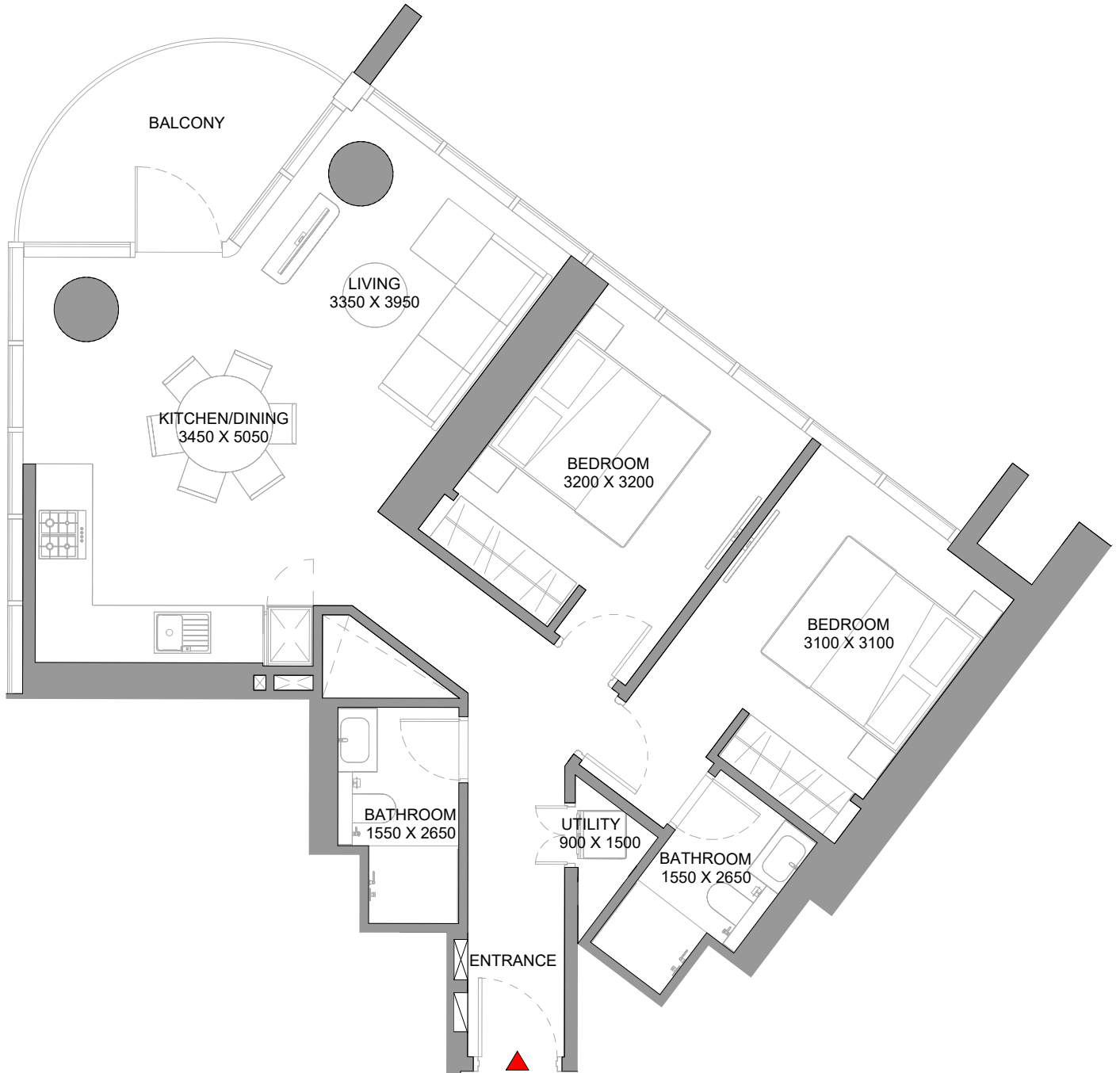
TYPE B (with shared powder + balcony)

## TOTAL SALEABLE AREA

SUITE RANGE = 904.60 - 906.43 SQ.FT.

BALCONY = 985.54 SQ.FT.

TOTAL RANGE = 985.54 - 994.16 SQ.FT.



List of unit numbers with this unit plan:

## VIEWS

### Street View

B005, B205, B305

### 180 degree views (Amenities, Villa Community, Golf Course)

B405, B505, B605, B705, B805, B905, B1005, B1105, B1205, B1305, B1405, B1505, B1605, B1705, B1805, B1905, B2005, B2105, B2205, B2305, B2405, B2505, B2605, B2705, B2805, B2905, B3005, B3105, B3205





**MAJARA**  
LUXURY REAL ESTATE L.L.C

KONTAKT:


UAE: +971 58 586 4405

CH: +41 79 777 3773

[info@majara-realestate.com](mailto:info@majara-realestate.com)

[www.majara-realestate.com](http://www.majara-realestate.com)

MAJARA REAL ESTATE L.L.C  
Burj Al Salam Tower, 36th floor  
Sheikh Zayed Road  
Dubai, U.A.E.



**SOBHA**  
**ORBIS**

**SOBHA**  
REALTY